

# HART Communication Board

## HiATB01-HART-2X16

- 2 x 16-channel
- 24 V DC supply
- Suitable for HART communication
- Dual RS 485 connections
- Used with HiD/HiC Termination Boards
- LED indicator for supply status

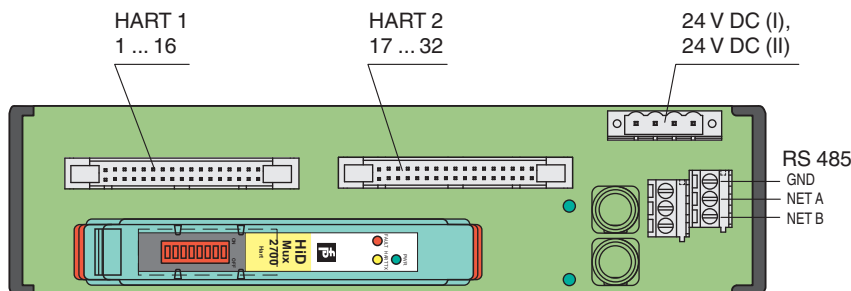
### HART Communication Board



### Function

This HART Communication Board can be connected with up to 32 channels of a H-System termination board. It contains one slot to mount the 32-channel HART Multiplexer Master type HiD Mux2700. HART interface cables provide easy connection between termination boards and the HART Communication Board. It offers fused redundant power supply connections with LED indication. RS 485 terminals are redundant and can be daisy chained.

### Connection



### Technical Data

Supply	
Connection	X20: terminals 1, 3(+); 2, 4(-)
Nominal voltage	24 V DC SELV/PELV
Voltage drop	0.9 V , voltage drop across the series diode on the termination board must be considered
Ripple	≤ 10 %
Fusing	0.5 A
Power dissipation	≤ 500 mW , without modules
Reverse polarity protection	yes
Interface	
Type/number	2 x RS-485
Redundancy	





Release date: 2022-02-17 Date of issue: 2022-02-17 Filename: 273674\_eng.pdf

Refer to "General Notes Relating to Pepperl+Fuchs Product Information".




## Technical Data

Supply	Redundancy available. The supply is decoupled, monitored and fused.	
<b>Indicators/settings</b>		
Display elements	LED PWR1 (termination board power supply), green LED LED PWR2 (termination board power supply), green LED	
<b>Directive conformity</b>		
Electromagnetic compatibility		
Directive 2014/30/EU	EN 61326-1:2013 (industrial locations)	
<b>Conformity</b>		
Electromagnetic compatibility	NE 21:2012 For further information see system description.	
Degree of protection	IEC 60529:2001	
<b>Ambient conditions</b>		
Ambient temperature	-20 ... 60 °C (-4 ... 140 °F)	
Storage temperature	-40 ... 70 °C (-40 ... 158 °F)	
<b>Mechanical specifications</b>		
Degree of protection	IP20	
Connection		
Control side	RS-485 : 1 x screw terminal , black HART : 2 x IDC plug, 34-pin	
Supply	pluggable screw terminals , black	
Core cross section	screw terminals: 0.25 ... 1.5 mm <sup>2</sup> (24 ... 12 AWG)	
Material	housing: polycarbonate, 10 % glass fiber reinforced	
Mass	approx. 190 g	
Dimensions	50 x 200 x 163 mm (1.97 x 7.9 x 6.42 inch) (W x H x D) , depth including module assembly	
Mounting	on 35 mm DIN mounting rail acc. to EN 60715:2001	
<b>General information</b>		
Supplementary information	Observe the certificates, declarations of conformity, instruction manuals, and manuals where applicable. For information see <a href="http://www.pepperl-fuchs.com">www.pepperl-fuchs.com</a> .	



## Matching System Components

	<b>PACTware 5.X</b>	FDT Framework
	<b>DTM Generic HART</b>	Device type manager (DTM) for HART communication
	<b>DTM HART Comm</b>	Device type manager (DTM) for HART communication
	<b>HiDMux2700</b>	HART Multiplexer Master

## Accessories

	<b>HiACA-UNI-FLK34-FLK34-0M5</b>	HART Connection Cable, length: 0,5 m
	<b>HiACA-UNI-FLK34-FLK34-1M0</b>	HART Connection Cable, length: 1 m
	<b>HiACA-UNI-FLK34-FLK34-2M0</b>	HART Connection Cable, length: 2 m

**Accessories**

	<p><b>HiACA-UNI-FLK34-FLK34-3M0</b></p>	<p>HART Connection Cable, length: 3 m</p>
	<p><b>HiACA-UNI-FLK34-FLK34-6M0</b></p>	<p>HART Connection Cable, length: 6 m</p>

Release date: 2022-02-17 Date of issue: 2022-02-17 Filename: 273674\_eng.pdf

Refer to "General Notes Relating to Pepperl+Fuchs Product Information".

Pepperl+Fuchs Group  
www.pepperl-fuchs.com

USA: +1 330 486 0002  
pa-info@us.pepperl-fuchs.com

Germany: +49 621 776 2222  
pa-info@de.pepperl-fuchs.com

Singapore: +65 6779 9091  
pa-info@sg.pepperl-fuchs.com