

AC104 Series

Multipurpose Accelerometer, Side Exit 2 Pin Connector, 100 mV/g, ±10%



VIBRATION ANALYSIS HARDWARE



Product Features

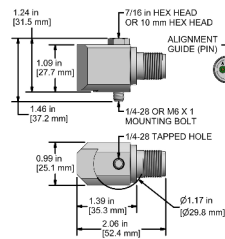
Affordably Priced, Hermetically Sealed Sensors
Perfect for Thousands of Applications

- ▶ 100 mV/g Sensitivity
- ▶ ± 80 g, peak Dynamic Range
- ▶ Standard 2 Pin MIL Connection or Integral Cable

AC104-1A

2 Pin Connector

Connector Pin	Polarity
A	(+) Signal/Power
B	(-) Common

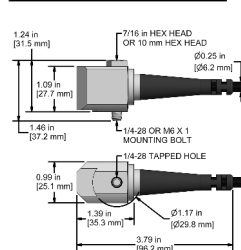


Stock Product

AC104-2C

CB103 Integral Cable

Conductor	Polarity
Red	(+) Signal/Power
Black	(-) Common
Shield	Cable Drain Wire

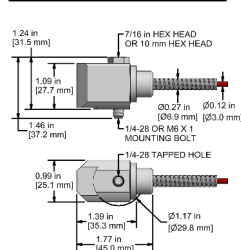


Built To Order

AC104-3C

CB206 Armored Integral Cable

Conductor	Polarity
Red	(+) Signal/Power
Black	(-) Common
Shield	Cable Drain Wire

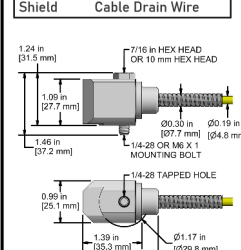


Built To Order

AC104-6C

CB611 Heavy Duty Armored Integral Cable

Conductor	Polarity
Red	(+) Signal/Power
Black	(-) Common
Shield	Cable Drain Wire

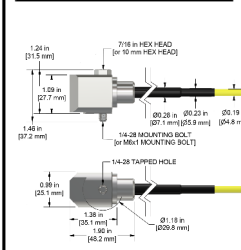


Built To Order

AC104-6N

CB111 FEP Jacketed Integral Cable

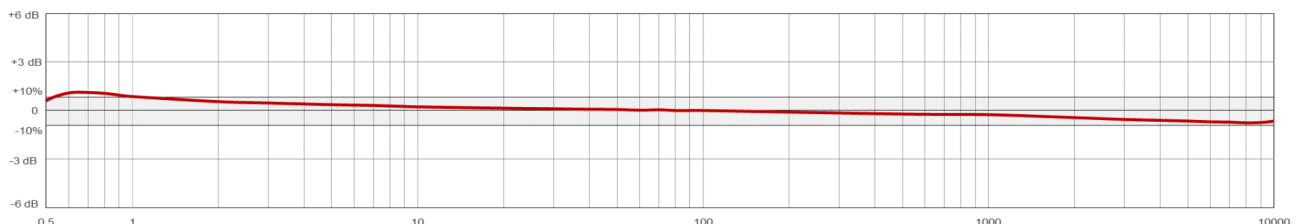
Conductor	Polarity
Red	(+) Signal/Power
Black	(-) Common
Shield	Cable Drain Wire



Built To Order

Specifications	Standard	Metric	Specifications	Standard	Metric
Part Number	AC104	M/AC104	Environmental		
Sensitivity (±10%)		100 mV/g	Temperature Range	-58 to 250°F	-50 to 121°C
Frequency Response (±3dB)	30-600,000 CPM	0.5-10000 Hz	Maximum Shock Protection	5,000 g, peak	
Frequency Response (±10%)	120-420,000 CPM	2,0-7000 Hz	Electromagnetic Sensitivity	CE	
Dynamic Range		± 80 g, peak	Sealing	Welded, Hermetic	
Electrical			Submersible Depth	200 ft.	60 m
Settling Time	<2.5 seconds		Physical		
Voltage Source (IEPE)	18-30 VDC		Sensing Element	PZT Ceramic	
Constant Current Excitation	2-10 mA		Sensing Structure	Shear Mode	
Spectral Noise @ 10 Hz	14 µg/√Hz		Weight	5.1 oz	145 grams
Spectral Noise @ 100 Hz	2.3 µg/√Hz		Case Material	316L Stainless Steel	
Spectral Noise @ 1000 Hz	2 µg/√Hz		Mounting	1/4-28	
Output Impedance	<100 ohm		Connector (Non-Integral)	2 Pin MIL-C-5015	
Bias Output Voltage	10-14 VDC		Resonant Frequency	1,320,000 CPM	22000 Hz
Case Isolation	>10 ⁸ ohm		Mounting Torque	2 to 5 ft. lbs.	2,7 to 6,8 Nm
			Mounting Hardware	1/4-28 Captive Bolt	M6x1 Captive Bolt
			Calibration Certificate	CA10	

Typical Frequency Response



Backed by our Unconditional Lifetime Warranty

www.ctconline.com | sales@ctconline.com | 585-924-5900