

HPF - WORKSHOP PRESSES



Capacities from 10 to 200 tonnes

Stroke lengths from 250 to 330mm

Working pressure 700 Bar

- » Choice of manual, air or electric powered pumps
- » Supplied complete with pressure gauge
- » Other configurations available on request

The HPF range of workshop presses offers a choice of 25 models with either single acting or double acting cylinders and manually operated, air powered or electric powered pumps. Floor presses incorporate an adjustable work table and dual scale pressure gauge.

Model number	Capacity tonnes	Stroke mm	Cylinder model no. ¹	Cylinder principle	Pump model no. ²	Pump operation	Weight kg
HPF1020	10	250	HSS1010	single acting	HP110	hand operated	95
HPF1030	10	250	HSS1010	single acting	AHP1120	air powered	85
HPF2520	25	250	HSS2510	single acting	HP227	hand operated	145
HPF2530	25	250	HSS2510	single acting	AHP1120	air powered	138
HPF2541	25	250	HSS2510	single acting	HEP103341	electric driven 110 V	160
HPF2542	25	250	HSS2510	single acting	HEP103342	electric driven 240 V	160
HPF2544	25	250	HSS2510	single acting	HEP207314	electric driven 415 V	160
HPF5020S	50	330	HSS5013	single acting	HP257	hand operated	470
HPF5020D	50	330	HDA5013	double acting	HP252D	hand operated	500
HPF5030S	50	330	HSS5013	single acting	AHP1121	air powered	505
HPF5030D	50	330	HDA5013	double acting	AHP1141	air powered	505
HPF5041S	50	330	HSS5013	single acting	HEP207311	electric driven 110 V	505
HPF5041D	50	330	HDA5013	double acting	HEP207411	electric driven 110 V	481
HPF5042S	50	330	HSS5013	single acting	HEP207312	electric driven 240 V	512
HPF5042D	50	330	HDA5013	double acting	HEP207412	electric driven 240 V	518
HPF5044S	50	330	HSS5013	single acting	HEP207314	electric driven 415 V	518
HPF5044D	50	330	HDA5013	double acting	HEP207414	electric driven 415 V	518
HPF10020	100	330	HDA10013	double acting	HP245D	hand operated	1011
HPF10030	100	330	HDA10013	double acting	HAP21042	air powered	1029
HPF10041	100	330	HDA10013	double acting	HEP207421	electric driven 110 V	1043
HPF10042	100	330	HDA10013	double acting	HEP207422	electric driven 240 V	1043
HPF10044	100	330	HDA10013	double acting	HEP207424	electric driven 415 V	1043
HPF20041	200	305	HDA20012	double acting	HEP310421	electric driven 110 V	3250
HPF20042	200	305	HDA20012	double acting	HEP310422	electric driven 240 V	3250
HPF20044	200	305	HDA20012	double acting	HEP310424	electric driven 415 V	3250

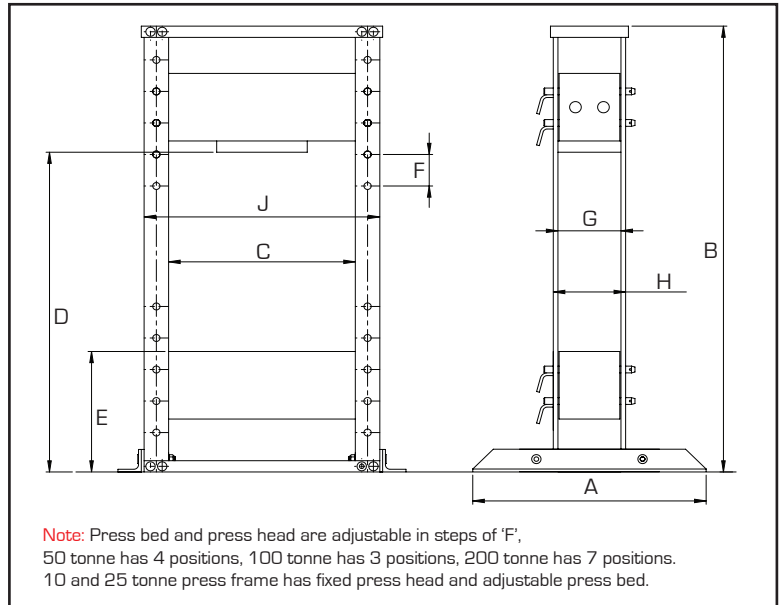
Notes: 1] For detailed specification on applicable cylinders, see pages 14 - 15 for HSS range and page 20 for HDA range. 2] For detailed specification on applicable pumps, see pages 31 - 33 for HP range, pages 39 - 43 for HEP range, pages 46 - 47 for AHP11 range and page 48 for HAP range.

HPF - WORKSHOP PRESSES

Factory mounted optional accessories include a mechanical bed winch for easy adjustment of the work table, rolling head kit and multi-position V-blocks. All presses are supplied completely assembled, ready for use. Hi-Force workshop presses are manufactured to the highest quality standards, and are suitable for the most demanding jobs.




In order to fully comply with CE regulations, some presses must be equipped with specific safety components, such as spring centered valves, two-hand control devices or others.



Press Range	Capacity tonnes
HPF1000	10
HPF2500	25
HPF5000	50
HPF10000	100
HPF20000	200

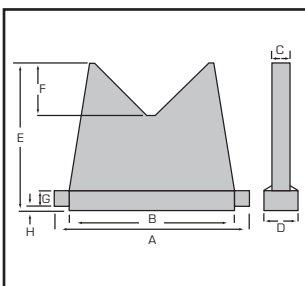
Frame dimensions in mm											
A	B	C	D (min)	D (max)	E (min)	E (max)	F	G	H	J	
742	1448	508	1258	260	1010	150	-	152	660		
742	1448	508	1258	260	1010	150	-	152	660		
1000	2055	800	1140	1560	395	815	140	258	298	1000	
1000	1980	1000	1090	1370	550	830	140	338	388	1240	
1200	2500	1250	1815	2115	610	1510	150	330	410	1750	

OPTIONAL EXTRAS



- >> Only available factory fitted option
- >> Lifts and lowers work table
- >> Available for 50 and 100 tonne presses

Suffix	Description
BW	Bed winch, suitable for 50 and 100 tonne models



- >> Multi-position V-blocks with flat bed and V-shape press surfaces
- >> Available for 10, 25, 50 and 100 tonne presses

Model number	Cap. per set tonnes	Dimensions in mm							
		A	B	C	D	E	F	G	H
HVB2500	10 - 25	204	154	20	45	155	45	20	8
HVB5000	50	365	265	25	50	190	60	25	10
HVB10000	100	425	325	35	60	265	85	35	10