

# THREADED END

## CBT Series

5-25 TONS Single Acting,  
Spring-Return



### THREADED PISTON ROD END AND BASE THREADS ACCOMMODATE ACCESSORIES AND ADAPTERS.


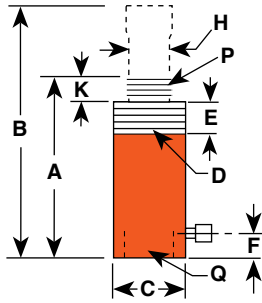
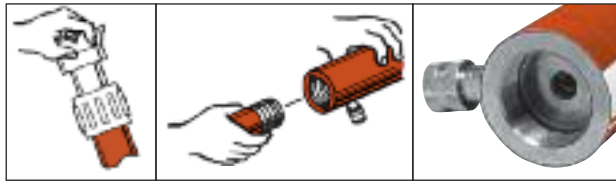
- Threaded cylinder collars, piston rod ends, and internal base threads simplify mounting.
- A 9796 3/8" NPTF female half coupler is standard with each cylinder; oil port threads are 3/8" NPTF.

ASME B30.1  
10,000 PSI



C55CBT

C2514CBT



Cyl. Cap. (tons)	Stroke (in.)	Order No.	Oil Cap. (cu. in.)	A	B	C	D	E	F	H	K	P	Q	Bore Dia. (in.)	Cyl. Eff. Area (sq. in.)	Internal Press. at Cap. (psi)	Tons at 10,000 (psi)	Prod. Wt. (lbs.)
				Re-tracted Height (in.)	Ex-tended Height (in.)	Outside Dia. (in.)	Collar Thread (in.)	Collar Thread Length (in.)	Base to Port (in.)	Piston Rod Dia. (in.)	Piston Rod Protrusion (in.)	Piston Rod Thread* (NPT)	Internal Base Thread (NPSM) (in.)					
5	5 1/4	C55CBT	5.2	10 1/2	15 3/4	1 1/2	1 1/2-16	1 1/8	1 7/8	1	1 1/8	3/4-14	3/4-14	1 1/8	.994	10,061	4.97	4.4
10	6 1/8	C106CBT	13.9	11 1/2	17 5/8	2 1/4	2 1/4-14	1 1/8	1 11/16	1 1/2	1 1/16	1 1/4-11 1/2	1 1/4-11 1/2	1 11/16	2.236	8,948	11.2	10.3
	10 1/8	C1010CBT	22.9	15 1/2	25 5/8	2 1/4	2 1/4-14	1 1/8	1 11/16	1 1/2	1 1/16	1 1/4-11 1/2	1 1/4-11 1/2	1 11/16	2.236	8,948	11.2	13.9
25	6 1/4	C256CBT	32.2	13 3/8	19 5/8	3 3/8	3 5/16-12	1 15/16	1 7/8	2 1/4	1 7/8	2-11 1/2	2-11 1/2	2 9/16	5.157	9,699	25.8	24.6
	14 1/4	C2514CBT	73.5	21 3/8	35 5/8	3 3/8	3 5/16-12	1 15/16	1 7/8	2 1/4	1 7/8	2-11 1/2	2-11 1/2	2 9/16	5.157	9,699	25.8	40.2