

POSITION  
TRANSDUCERS



**GEFRAN**



Gefran is the world leader with forty years in the design and production of solutions for **measuring, controlling, and driving industrial production processes**.

We have branches in 14 countries and a network of over 80 worldwide distributors.

## QUALITY AND TECHNOLOGY

Gefran has been designing and manufacturing position sensors for over 50 years.

More than a million transducers installed and an in-depth knowledge of measurement processes guarantee performance and an elevated quality/price ratio.

Gefran is the **manufacturer of the sensitive component** of its transducers and is thus able to guarantee product reliability and precision of measurement as well as the flexibility in customization for the client.

Gefran's position transducers are based on **two different technologies**: first, **potentiometric** technology providing a broad flexible range developed over the years; second, **magnetostrictive** technology that provides fully-developed HYPERWAVE solutions with superior performance due to the non-contact measurement system.

### Characteristics of Gefran's position transducers:

- **Measures the definite position**: upon switching the system on, the transducer immediately reads the actual position without having to perform any mechanical repositioning.
- **Extensive lifespan**: from 100 million movements of the potentiometric transducers to the virtually unlimited lifespan of the magnetostrictive transducers as a result of the lack of contact between the transducer and its position reader.
- **High resolution output signal**: practically infinite for the potentiometers and 0,5 m for the HYPERWAVE magnetostrictive transducers.
- **Easy installation and simple connection** to the most common tools and PLCs on the market.
- **Manages cursors using** the same transducer is also possible to provide the speed of movement, (**WPA-A / WRA-A** analogue version up to a maximum of 2 cursors, **MK4-C / IK4-C** in CANopen up to 2 cursors; **MK4-P / IK4-P** Profibus interface up to 4 cursors).
- Rod from 10 mm up to 4000 mm

## SERVICES

A team of Gefran experts works with the customer to select the ideal product for its application and to help install and configure devices.

Gefran offers a wide range of courses at different levels for the technical-commercial study of the Gefran product range as well as specific courses *on demand*.



# APPLICATIONS



**PLASTIC AND RUBBER INJECTION PRESSES**



**METAL PROCESSING**




**GEOTECHNICS**



**AGRICULTURAL AND EARTH-MOVING MACHINES**



**RENEWABLE ENERGIES**



**BLOWING MACHINES**



**HYDRAULIC AND PNEUMATIC CYLINDERS**



**TEST MACHINES FOR AUTOMOTIVE SECTOR**




**FOOD INDUSTRY**



**LEVEL CONTROL**



**SURFACE TREATMENT MACHINES**



**WOOD MILLING MACHINES**

# THE MAGNETOSTRICTIVE SOLUTION

Constant and systematic is the activity of researching and innovating in order to improve and optimize the performance of the position sensors with magnetostrictive technology.

Patented by Gefran, HYPERWAVE is the sensing element which was designed with the target to simplify and optimize the transduction element.

These are the main characteristics of HYPERWAVE:

- **a simplified sensing element** that allows to further reduce the transducer dimensions
- **a simple and modular structure** in order to obtain a greater reliability and ease maintenance
- **unique solutions** which guarantee maximum performance in its class.

# GUIDE TO SELECTION

## LEVEL OF PROTECTION

According to the structure and technology used, GEFTRAN's linear position transducers are able to provide different levels of protection against dust and liquids.

Ranges from IP40 to IP67 can be chosen, according to the following table:

IP40	IP60	IP65	IP67
PK	LT	LT	WRG / RK2 / RK4
PA1	PZ12	PC	WPG / WPP / WPA / MK4
PY1	PZ34	PR65	WRP / WRA / IK4
PY2		ONP1	PME
PY3			PMA
PS			LT67
			PC67
			PZ67
			PMI / PMISL / PMISLE
			RK5 (IP69K installed)
			IC

# COMMUNICATION INTERFACE

The potentiometers provide a ratiometric voltage output.

This means that the range of output voltage depends on the voltage used to power the transducer.

Use the sensor as a **voltage divider** with a max current across the cursor  $I_c \leq 0.1\mu A$ .

**WARNING! The potentiometer must not be used as a variable resistor.**


If you wish to obtain a conditioned signal 0..10 Vdc or 4..20 mA as the potentiometer's output, a PCIR signal conditioner can be connected to the output of the device.

Available also the version the potentiometric version PMISLE with integrated analogue output 4..20mA.

The magnetostrictive transducers, on the other hand, allow you to choose the output interface that best suits your application needs:

- analogue voltage output: 0..5Vcc/5..0Vcc, 0..10Vcc/10..0Vcc
- analogue current output: 0..20mA, 4..20mA
- SSI output: 16, 21, 24, 25 bit binary or Gray code
- CANopen output: CiA DP 3.01 rel.4.0 and DS406
- Profibus output: DPV0 on RS485 according to IEC 61158





## STROKE LENGTH: UP TO 4000 mm

When choosing a transducer, it is important to remember that two different strokes exist:

- **Mechanical stroke:** the actual shift that the transducer's cursor is able to make;
- **Useful electrical stroke:** the part of the mechanical stroke in which transducer linearity is guaranteed.

Therefore, when designing an application, you should choose a transducer with a useful electrical stroke that is equal to or greater than the maximum displacement carried out by the moving part.

## TYPES OF ACTUATORS

In order to measure the displacement of an object, the transducer has a mobile part that is usually attached to the object itself.

Two types of mobile parts are normally used:

- **stem:** the classical system used by potentiometers which consists of a rod connected to the transducer's body that transmits the shift to the inner parts of the sensor;

- **cursor:** a system that provides for more compact solutions thanks to the use of a cursor which becomes integral with the moving part to be measured.

Some models of potentiometers, such as the PME series, are characterized by an **external magnetic actuator** linked to an internal measurement cursor. The magnetic cursor replaces the shaft, making the instrument even more compact.

## 3 FASTENING SYSTEMS

Three types of supports can be used to install the transducer:

- **brackets:** the most traditional method; a free surface and two or more brackets according to the length of the transducer are required to install the transducer;
- **flanges:** ideal for applications where the stem needs to pass through a hole and the transducer needs to be fixed on the walls of the hole;

the conditions of use need to be considered, especially in relation to high strokes;

- **self-aligning articulated joints:** used to fasten the ends of the transducer directly to the moving parts; other fastening points can be eliminated and offset movements can be measured; this system is not intended for particularly long strokes.



# GUIDE TO SELECTION OF TRANSDUCER

## POTENTIOMETRIC TECHNOLOGY



MODELS	INSTALLATION
Long stroke potentiometers	Brackets
	Self-aligning ball joints
Short stroke potentiometers	Brackets
	Brackets Flange Self-aligning ball joints
	Brackets
	Self-aligning ball joints
Magnetic drag potentiometers	Brackets
	Self-aligning ball joints
	Flange
Exposed tracks potentiometers	Flange
Rotary potentiometers	Brackets

## MAGNETOSTRICTIVE TECHNOLOGY

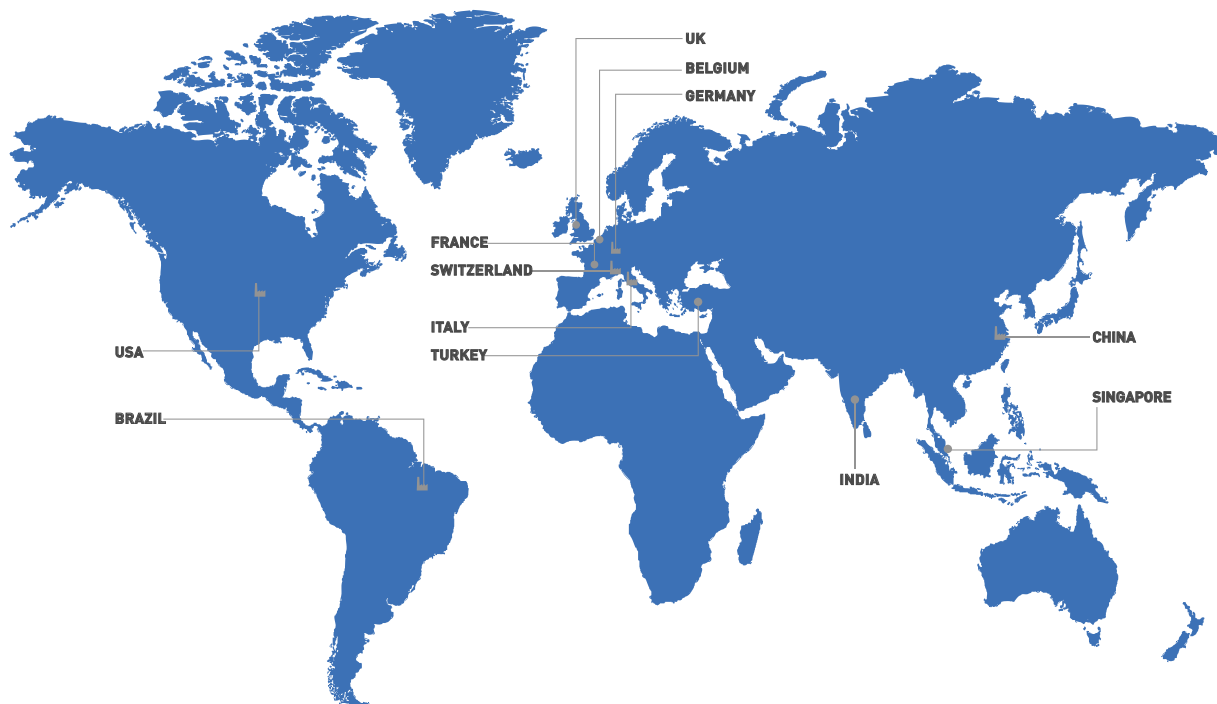


INSTALLATION	MECHANICS
Standard	Profile
In cylinder	Threaded head
	Flanged head

## POSITION TRANSDUCERS

	PERFORMANCE	OUTPUTS	SERIES	
	Guaranteed IP67	Potentiometric output	LT67	
	Vibration resistance		LT	
	No "pump effect"		PK	
	Robust product		PC	
	Guaranteed IP67		PC67	
	Small dimensions	Potentiometric output	PA1	
	Through-rod structure		PY1	
	Return spring		PY2	
			PY3	
	Installation flexibility 1/2" cylindrical housing		PZ12	
	Installation flexibility 3/4" cylindrical housing		PZ34	
	Guaranteed IP67		PZ67-S	
			PZ67-A	
	For pneumatic cylinders		Potentiometric output	PME
	Installation flexibility			PMA
	AISI 316 stainless steel body	PMI		
	Diameter reduced to 12.7 mm	PMI-SL		
	Integrated analog output	4..20mA analog output		PMI-SLE
	For oleodynamic cylinders	Potentiometric output	IC	
	Installation flexibility	Potentiometric output	PS	
	Robust product		PR65	

	PERFORMANCE	INTERFACE	SERIES
	Optimized version	Analogue	WPG-A / ONP1-A
	High performance	Analogue	WPP-A / WPA-A
		SSI	WPP-S / WPA-S
		CANopen	MK4-C
		Profibus	MK4-P
		Optimized version	Analogue
	High performance	Analogue	WRP-A / WRA-A
		SSI	WRP-S / WRA-S
		CANopen	IK4-C
		Profibus	IK4-P
		Optimized version	Analogue
	High performance	Analogue	RK5
	High performance	CANopen	RK5-C



**GEFRAN DEUTSCHLAND GmbH**

Philipp-Reis-Straße 9a  
D-63500  
Seligenstadt  
Ph. +49 (0) 61828090  
Fax +49 (0) 6182809222  
vertrieb@gefran.de

**GEFRAN BENELUX NV**

ENA 23 Zone 3, nr. 3910  
Lammerdries-Zuid 14A  
B-2250 OLEN  
Ph. +32 (0) 14248181  
Fax +32 (0) 14248180  
info@gefran.be

**GEFRAN SIEI - ASIA**

31 Ubi Road 1  
#02-07,  
Aztech Building,  
Singapore 408694  
Ph. +65 6 8418300  
Fax +65 6 7428300  
info@gefran.com.sg

**GEFRAN HEADQUARTER**

Via Sebina, 74  
25050 PROVAGLIO D'ISEO (BS) ITALY  
Ph. +39 03098881  
Fax +39 0309839063

**SIEI AREG - GERMANY**

Gottlieb-Daimler Strasse 17/3  
D-74385  
Pleidelsheim  
Ph. +49 (0) 7144 897360  
Fax +49 (0) 7144 8973697  
info@sieiareg.de

**GEFRAN UK Ltd**

Clarendon Court  
Winwick Quay  
Warrington  
WA2 8QP  
Ph. +44 (0) 8452 604555  
Fax +44 (0) 8452 604556  
sales@gefran.co.uk

**GEFRAN INDIA**

Survey No. 191/A/1,  
Chinchwad Station Road, Chinchwad,  
Pune-411033, Maharashtra  
Ph. +91 20 6614 6500  
Fax +91 20 6614 6501  
gefran.india@gefran.in

**GEFRAN DRIVES AND MOTION S.R.L.**

Via Carducci, 24  
21040 GERENZANO (VA) ITALY  
Ph. +39 02967601  
Fax +39 029682653  
info.motion@gefran.com  
Technical Assistance:  
technohelp@gefran.com  
Customer Service  
salesmotion@gefran.com

**SENSORMATE AG**

Steigweg 8,  
CH-8355 Aadorf, Switzerland  
Ph. +41(0)52-2421818  
Fax +41(0)52-3661884  
http://www.sensormate.ch

**GEFRAN MIDDLE EAST  
ELEKTRIK VE ELEKTRONIK  
San. ve Tic. Ltd. Sti**

Yesilkoy Mah. Ataturk  
Cad. No: 12/1 B1 Blok K:12  
D: 389 Bakirkoy /Istanbul TURKIYE  
Ph. +90212 465 91 21  
Fax +90212 465 91 22

**GEFRAN Inc.**

8 Lowell Avenue  
WINCHESTER - MA 01890  
Toll Free 1-888-888-4474  
Fax +1 (781) 7291468  
info.us@gefran.com

**GEFRAN FRANCE SA**

PARC TECHNO LAND  
Bâtiment K - ZI Champ Dolin  
3 Allée des Abruzzes  
69800 Saint-Priest  
Ph. +33 (0) 478770300  
Fax +33 (0) 478770320  
commercial@gefran.fr

**GEFRAN SIEI**

**Drives Technology Co., Ltd**

No. 1285, Beihe Road, Jiading  
District, Shanghai,  
China 201807  
Ph. +86 21 69169898  
Fax +86 21 69169333  
info@gefran.com.cn

**GEFRAN BRASIL  
ELETRÓELETRÔNICA**

Avenida Dr. Altino Arantes,  
377 Vila Clementino  
04042-032 SÃO PAULO - SP  
Ph. +55 (0) 1155851133  
Fax +55 (0) 1132974012  
comercial@gefran.com.br



[www.gefran.com](http://www.gefran.com)

**GEFRAN**