

HAUG Ionization - for the elimination of electrostatic charges



S-Line power pack EN SL

With his modular electronic components the EN SL power pack guarantees a service-friendly power supply. The EN SL power pack comes with two high-voltage terminals and was designed to provide HAUG ionizing systems with the required voltage. The integrated HV-transformer produces an alternating current of approx. 7 – 8 kV. The main on/off switch, with a built-in display light, always lets the user know that the power pack is ready for operation. The S-Line power pack works ideally with HAUG ionizing products, such as ionizing bars, air gates, ring ionizers etc.

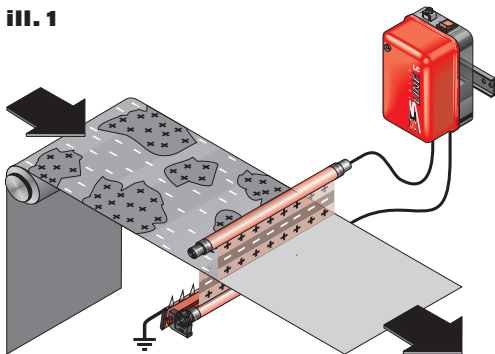
S-Line power pack EN SL LC

As EN SL, but with integrated full-electronic function monitoring. This system constantly monitors all functions of the ionizing system without any further measuring or test equipment. It alerts the operator of any irregularities by causing the LED indicator integrated in the housing to flash (ills. 4 and 5).


S-Line power pack EN SL RLC

Identical in all technical aspects to the EN SL LC the EN SL RLC power pack comes additionally with a signal socket above the earthing sleeve. A fault message can be connected to the signal socket. The maximum contact load is 24 V_{AC} / 35 V_{DC} and max. 50 mA (see contact scheme ill. 2 and logic diagram).


ill. 1



EN SL LC



ill. 2



ill. 3



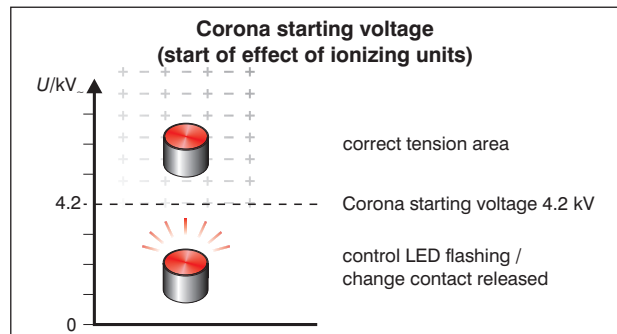
ill. 4

Power pack S-Line EN SL SD (spark detect)

Design identical to power pack EN SL RLC. This power pack additionally monitors the following error states: spark-over, high-voltage short circuit and excess temperature. The signalling socket allows the power pack to be monitored and controlled.

Special features and advantages

- The rounded edges of the S-Line housing prevent the operator from risks of injuries.
- With help of the HAUG vario holder all S-Line power packs can easily be mounted horizontally on any flat surface or vertically right to the wall.
- The S-Line power pack is manufactured in accordance to the DIN 0550 norm, protection type IP 54, protection class I.
- HAUG's patented coaxial plug-and-socket connection System X-2000 ensures the installation to be fast, simple and without the requirements of any tools (ill. 3).



ill. 5

	Operation status		Contacts closed
	Supply voltage connected	High voltage connected	
Normal operation	Supply voltage connected	High voltage connected	1 and 2
Failure	Supply voltage connected	Hochspannungs-Ausfall	2 und 3
Failure	Supply voltage failure	not defined	2 and 3

In unit EN SL SD: Contacts 4, 5, 6 for reset and excess temperature switch-off identification.

Logic diagram

HAUG GmbH & Co. KG

Friedrich-List-Str. 18
D-70771 Leinf.-Echterdingen
Phone: +49 711 / 94 98-0
Telefax: +49 711 / 94 98-298

Germany

www.haug.de
E-mail: info@haug.de

HAUG Biel AG

Johann-Renfer-Str. 60
CH-2500 Biel-Bienne 6
Phone: +41 32 / 344 96 96
Telefax: +41 32 / 344 96 97

Switzerland

www.haug-ionisation.com
E-mail: info@haug-biel.ch

Static Line - Power pack EN SL / (R)LC / SD





Types

EN SL (230 V) Order-No.: 01.7780.220
EN SL (115 V) Order-No.: 01.7781.220

Output short-circuit current 3 mA,
 max. connectable length 5 m

EN SL (230 V) Order-No.: 01.7780.200
EN SL (115 V) Order-No.: 01.7781.200

with HAUG transformer, output short-circuit
 current 3 mA, max. connectable length 10 m

EN SL (230 V) Order-No.: 01.7830.000
EN SL (115 V) Order-No.: 01.7831.000

with HAUG-transformer and short-circuit
 protection unit, output short-circuit current 3 mA,
 max. connectable length 10 m

EN SL II (230 V) Order-No.: 01.7782.225
EN SL II (115 V) Order-No.: 01.7783.225

with potentiometer, adjustable 4...6 kV,
 max. connectable length 5 m.
 To be used with signalling cable K3

EN SL LC (230 V) Order-No.: 01.7833.000
EN SL LC (115 V) Order-No.: 01.7834.000

LED-controlled, with function monitoring and
 short-circuit protection unit, output short-circuit
 current 5 mA, max. connectable length 10 m

EN SL RLC (230 V) Order-No.: 01.7835.100
EN SL RLC (115 V) Order-No.: 01.7836.100

Relais-LED-controlled with function monitoring
 and short-circuit protection unit, output short-
 circuit current 5 mA, max. connectable length 10 m.
 To be used with signalling cable K6

EN SL SD (230 V) Order-No.: 01.7843.000
EN SL SD (115 V) Order-No.: 01.7844.000

"Relay LED-controlled" with extended function
 monitoring for sparking, HV short circuit and
 overheating switch-off. Reset on unit by remote
 control. Max. connectable length 10 m. To be used
 with signalling cable K6.

EN SL / EN SL LC / EN SL RLC / EN SL SD

Technical data

EN SL, EN SL LC, EN SL RLC

Protection type:	IP 54
Supply voltage:	115 V _~ / 230 V _~ (50 – 60 Hz)
Power consumption:	approx. 50 VA
Rated output voltage:	approx. 7 – 8 kV _{AC}
Capacity of signalling contacts:	24 V _{AC} / 35 V _{DC} ; max. 50 mA
HV-terminals:	2
Operating temperature:	+ 5 °C up to + 45 °C
Storage/transport temperature:	- 15 °C up to + 60 °C
Weight:	3.5 kg
Mains cable:	2.6 m, fixed to the device

Subject to technical changes!

Accessories

EN SL II

Signalling cable K3, shielded

5 m, incl. plug	Order-No.: 06.8960.000
10 m, incl. plug	Order-No.: 06.8960.001
20 m, incl. plug	Order-No.: 06.8960.002
Plug	Order-No.: X-6099

EN SL RLC / EN SL SD

Signalling cable K6, shielded

5 m, incl. plug	Order-No.: 06.8976.000
10 m, incl. plug	Order-No.: 06.8976.001
20 m, incl. plug	Order-No.: 06.8976.002
Plug	Order-No.: X-7807

