

Signal calibrator

Committed to process automation solutions

Datasheet



SUP-C702S

SUP-C703S

Multi-functional Hand-held Signal Calibrator has a multiple signal Output and measurement including voltage, current and thermoelectric couple with LCD screen and silicone keypad, simple operation, longer standby time, higher accuracy and programmable output.

Product Introduction



Model	SUP-C702S
Operating temperature and humidity	-10~55°C, 20~80% RH
Storage temperature	-20-70°C
Size	115*70*26(mm)
Weight	300g
Power	3.7V lithium battery or 5V/1A power adapter
Power dissipation	300mA, 7~10hour
OCP	30V



Model	SUP-C703S
Operating temperature and humidity	-10~55°C, 20~80% RH
Storage temperature	-20-70°C
Size	115*71*30(mm)
Weight	300g
Power	4 AAA batteries or 5V/1A power adapter
Power dissipation	200mA, 4 hours under full load when powered by 4 AAA batteries (nominal capacity of a single battery is 1100mAh), and 17 hours in standby mode
OCP	30V

Features

- Highly accurate within 0.1% of the DC voltage range for source and measure
- Source and measurement can be performed simultaneously.
- Loop power supply function (24 VDC)
- Sweep functions that allow 3 types of continuous outputs:
 - > Line out function
 - > Stepping out function
 - > Segmentation output(c/m) function

Application

LAB Industrial field;

PLC Process Instrument;

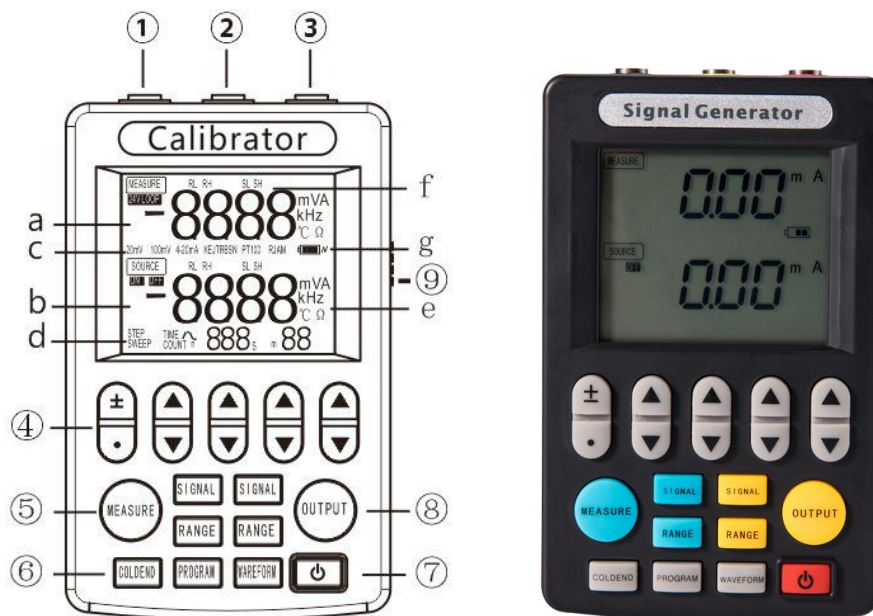
Electric value;

other area's debugging.

Function and system design

Item	Signal	Range	Accuracy	Resolution	Remark
DC voltage	20mV	0.00-24.00mV	±0.2%	0.01mV	Output: max current 30mA measure: input Impedance 1.2MΩ
	100mV	0.0-100.0mV	±0.2%	0.1mV	
	V	Output 0.00-15.00V	±0.2%	0.01V	
		Measure 0.00-30.00V	±0.2%	0.01V	
DC current	mA	0.00-24.00mA	±0.2%	0.01V	Output: max load 750Ω measure: input Impedance 100Ω
	4-20mA	4/8/12/16/20mA	±0.2%	0.01mA	
Passive current	mA	0.00-24.00mA	±0.2%	0.01mA	Output: external Power 16-30V
Power output	24VLOOP	24V/16V	10%	0.1V	Drive Current 24mA
Thermocouple	K	-270-1372℃	±1%	1℃	Output: start from 0℃
	E	-270-1000℃	±1%	1℃	
	J	-210-1200℃	±1%	1℃	
	T	-270-400℃	±1%	1℃	
	R	-50-1768℃	±1%	1℃	
	B	0-1820℃	±1%	1℃	
	S	-50-1768℃	±1%	1℃	
N	-270-1300℃	±1%	1℃		
Resistance	Ω	15.0-400.0Ω	±0.2%	0.1Ω	
		0.0-400.0Ω	±0.2%	0.1Ω	
The thermal resistance	PT100	-199.9-650.0℃	±0.2%	0.1℃	

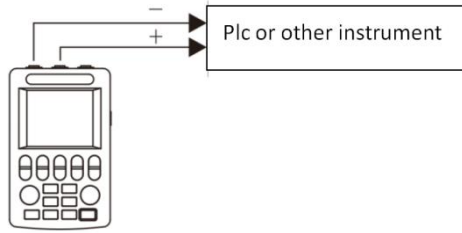
Technical
Specifications



Each part and function

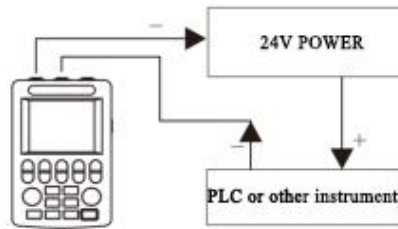
No.	Type	Remark
①	Common (black)	/
②	Output(yellow)	/
③	Measure(red)	/
④	Modify button	Increase and reduce the value Switch the decimal point Toggle the value plus or minus
⑤	Measure function button (blue)	【Signal】 : select the type of the signal 【Range】 : select the measuring range 【Measure】 : open/exit the output function
⑥	Cold end and program function button	【Cold end】 : show/modify cold end(only when measuring TC) 【Program】 : enable the program function 【Waveform】 : change the programmable output wave
⑦	Power	Turn on/off
⑧	Output function(yellow)	【Signal】 : select the type of output signal 【Range】 : select the range of output signal 【Output】 : open/exit the output function
⑨	Switch (factory default off)	1. auto power off: auto power off if there's not any operation 2. manual cold end: manual setting when measuring the TC 3. passive output: output the passive current signal 4. Low power mode: output the 16v voltage to transmitter when Input the passive current.In order to reducing the power dissipation and lengthen the working time.

1. 4~20mA/TC output:



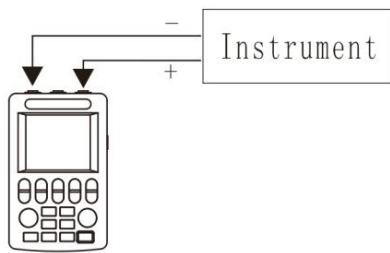
output active current/voltage to instrument

2. passive current output



2 wires transmitter simulator

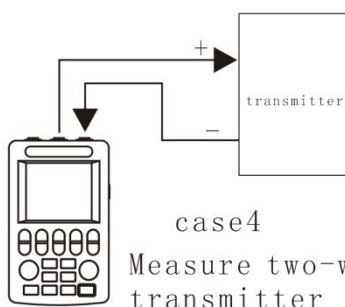
3. voltage, active current measurement



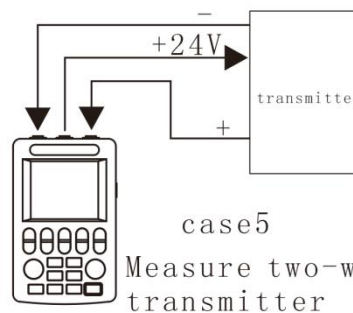
Measure voltage/active current signal

Use and wiring

4. passive current measure

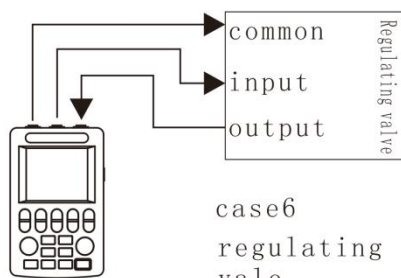


case4
Measure two-wires transmitter



case5
Measure two-wires transmitter



5. regulating valve

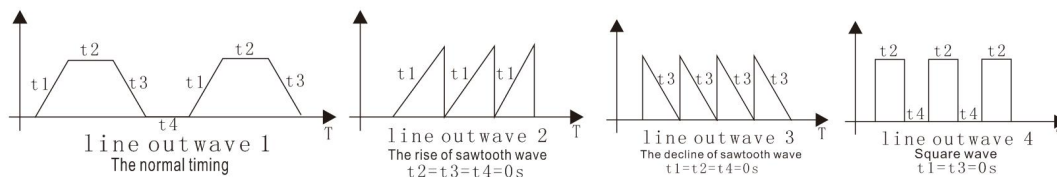


case6
regulating vane

• Line out



The signal can be output linearly according to the time set by the user.

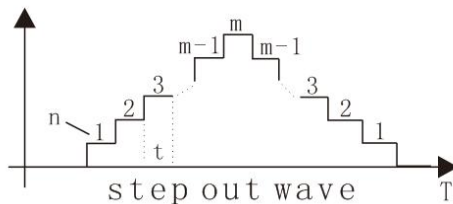
- ①press   set the Main setpoint
- ②press **【waveform】** , “sweep” shows in screen, open the line out function
- ③press **【program】** , set the “time” 0-999s there’ s 4 sections(rise time/hold time[top]/fall time/hold time[low])
- ④press **【program】** , set the “count” :0-999
- ⑤⑥the same to 5.1



• Stepping out

The signal can be output by step according to the value set by the user.

- ①press   set the Main setpoint
- ②press **【waveform】** , “step” shows in screen, open the step out function
- ③press **【program】** set “time” :0-999s
- ④press **【program】** again, set n/m
- ⑤⑥the same to 5.1



• Segmentation output(n/m)

Through segmentation you can sprite voltage, current, TC signal to n/m times output. Output value=Main setpoint*(n/m)

- ①press to change the Main setpoint
- ②press **【program】** open the segmentation output mode. Show the n/m manual
- ③press **【program】** set the M:1-20
- ④press set the N:0-m
- ⑤press **【output】** open/exit the output
- ⑥press **【program】** exit the program function.

Functions

Supmea

Headquarters

5th floor,Building 4,Singapore Hangzhou Science Technology Park,No. 6 street,
Hangzhou Economic Development Area,Hangzhou 310018,China

Singapore

2 Venture Drive #11-30 Vision Exchange Singapore

Philippines

Majestic Subdivision, Lot 1, 1800 Rainbow St, Marikina, 1811 Metro Manila, Philippines

✉ info@supmea.com

🌐 www.supmea.com

Supmea Automation Co.,Ltd.