

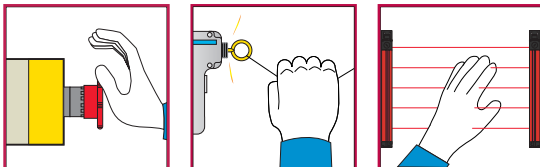
Preventa safety modules

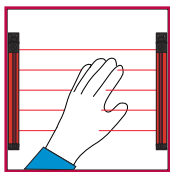
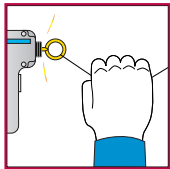
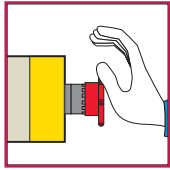
XPSAFL

For Emergency stop, switch
and safety light curtain monitoring

Catalogue

june 2014





Operating principle

Safety modules **XPSAFL** meet the requirements of Performance Level PL e/Category 4 conforming to standard EN/ISO 13849-1.

They are used for:

- Monitoring Emergency stop circuits conforming to standards EN/ISO 13850 and EN/IEC 60204-1.
- Electrical monitoring of switches activated by protection devices conforming to standard EN/ISO 14119.
- They can also be used for monitoring type 4 light curtains conforming to EN 61496-1 that have solid-state safety outputs. This system conforms to Performance Level PL e/Category 4 in accordance with EN/ISO 13849-1.
- Housed in a compact enclosure, the modules have 3 safety outputs.
- Preventa safety modules **XPSAFL●●●●P** incorporate removable terminal blocks, thus optimising machine maintenance.
- To aid diagnostics, the modules have 3 LEDs on the front face which provide information on the monitoring circuit status.
- The Start button monitoring function is configurable depending on the wiring.

Maximum achievable safety level

- PL e/Category 4 conforming to EN/ISO 13849-1
- SILCL3 conforming to EN/IEC 61508 and EN/IEC 62061

Product certifications

- UL
- CSA
- TÜV

References

Description	Connection	Number of safety circuits	Supply	Reference	Weight kg/ lb
Safety modules for Emergency stop, switch and safety light curtain monitoring	Captive screw clamp terminals Terminal block integrated in module	3	~ and = 24 V	XPSAFL5130	0.250/ 0.551
	Captive screw clamp terminals Terminal block removable from module	3	~ and = 24 V	XPSAFL5130P	0.250/ 0.551



XPSAFL5130

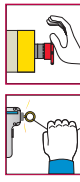
Preventa safety modules

Type XPSAFL

For Emergency stop, switch and safety light curtain monitoring

>> Wiring diagram and Functional Diagram are available on the “e-Shop” via the partnumber.

Operating principle, references



Preventa safety modules

Type XPSAFL
For Emergency stop, switch and safety light curtain monitoring

Operating principle
Safety modules XPSAFL meet the requirements of Performance Level PL e/Category 4 conforming to standard EN/ISO 13849-1.


They are used for:

- Monitoring Emergency stop circuits conforming to standards EN/ISO 13850 and EN/IEC 60204-1.
- Electrical monitoring of switches activated by protection devices conforming to standard EN/ISO 14119.
- They can also be used for monitoring type 4 light curtains conforming to EN 61496-1 that have solid-state safety outputs. This system conforms to Performance Level PL e/Category 4 in accordance with EN/ISO 13849-1.
- Housed in a compact enclosure, the modules have 3 safety outputs.
- Preventa safety modules XPSAFL****P incorporate removable terminal blocks, thus optimising machine maintenance.
- To aid diagnostics, the modules have 3 LEDs on the front face which provide information on the monitoring circuit status.
- The Start button monitoring function is configurable depending on the wiring.

EN 13849-1
and EN/IEC 62061

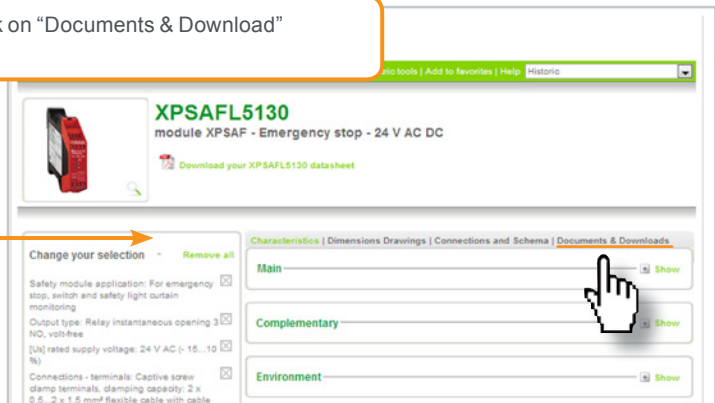
■ CSA
■ TÜV

References	Connection	Number of safety circuits	Supply	Reference	Weight kg/lb
Safety modules for Emergency stop, switch and safety light curtain monitoring	Captive screw clamp terminals Terminal block integrated in module	3	~ and 24 V	XPSAFL5130	0.250/ 0.551
	Captive screw clamp terminals Terminal block removable from module	3	~ and 24 V	XPSAFL5130P	0.250/ 0.551

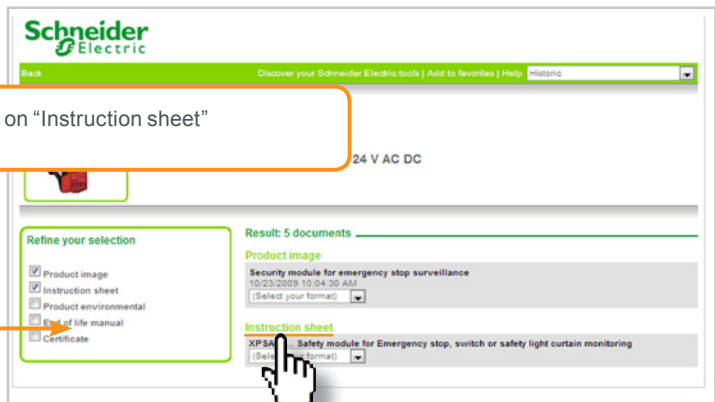


> Click on a partnumber, the hyperlink opens the “e-Shop”

> Click on “Documents & Download”




> Click on “Instruction sheet”



Embedded hyperlinks in catalogues



direct access to information on the internet



More information on
<http://www.schneider-electric.com/machinesafety>

Schneider Electric Industries SAS

Head Office
35, rue Joseph Monier
F-92500 Rueil-Malmaison
France

The information provided in this documentation contains general descriptions and/or technical characteristics of the performance of the products contained herein. This documentation is not intended as a substitute for and is not to be used for determining suitability or reliability of these products for specific user applications. It is the duty of any such user or integrator to perform the appropriate and complete risk analysis, evaluation and testing of the products with respect to the relevant specific application or use thereof. Neither Schneider Electric nor any of its affiliates or subsidiaries shall be responsible or liable for misuse of the information contained herein.

Design: Schneider Electric
Photos: Schneider Electric