


Power Supply

KFA6-STR-1.24.4



- 115/230 V AC supply
- Output 24 V DC, 4 A
- Fused output
- Power Rail connection

Power supply, 24 V, 4 A

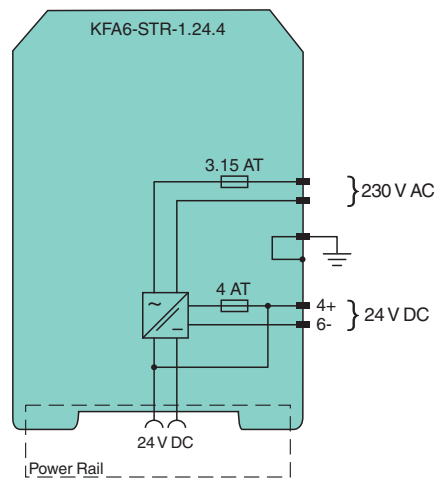


Function

This regulated power supply provides 24 V DC, at 4 A. It features removable terminals, LED fault indication, and mounts directly on the Power Rail. Designed with a replaceable fuse and LED, it will provide a green visual indication for normal operation or a flashing red indication if a fault occurs.

Attention: Ignoring the safety instructions (i. e., touching hot sections when the device is open, handling malpractices) can be extremely dangerous. When exceeding the values stated in the technical data, there is a danger of overheating. As a result, the operation of the power supply and its electrical safety may be impaired. Before starting installation or service, switch mains off. Do not plug or unplug powered!

Connection



Technical Data

Supply

Connection	terminals 1 (PE), 2 (L1), 3 (N)	
Rated voltage	U_r	92 ... 265 V AC , 47 ... 63 Hz
Rated current	I_r	2.1 ... 0.84 A
Fusing	back-up fuse : B characteristic: 16 A B characteristic: 10 A C characteristic: 6 A	
Failure override time	> 75 ms / 230 V AC ; 5 ms / 115 V AC	

Output

Release date: 2021-01-12 Date of issue: 2021-01-12 Filename: 054270_eng.pdf

Refer to "General Notes Relating to Pepperl+Fuchs Product Information".

Pepperl+Fuchs Group
www.pepperl-fuchs.com

USA: +1 330 486 0002
pa-info@us.pepperl-fuchs.com

Germany: +49 621 776 2222
pa-info@de.pepperl-fuchs.com

Singapore: +65 6779 9091
pa-info@sg.pepperl-fuchs.com

PF PEPPERL+FUCHS

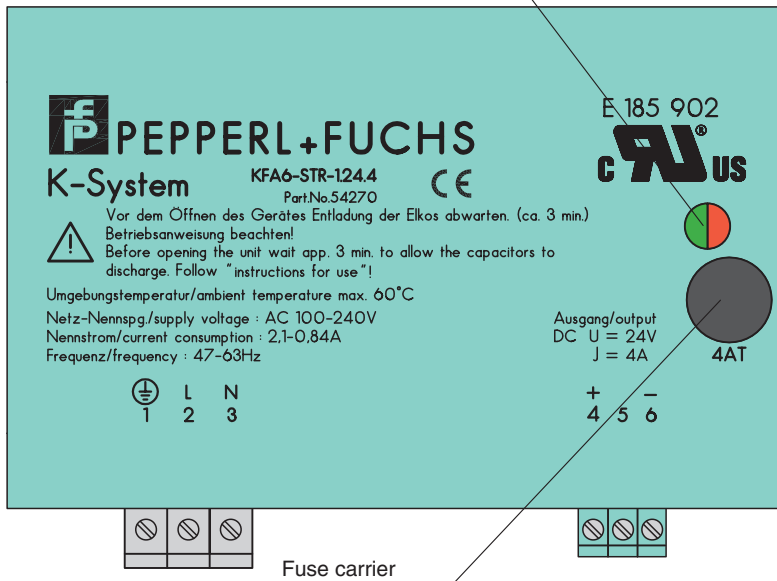
Technical Data

Connection	terminals 4+, 6-
Current	0 ... 4 A , Power Rail limiting by means of fuse 4 AT , electron. limitation typ. 4.6 A
Output rated operating current	max. 4 A
Output voltage	24 V DC
Ripple	< 100 mV _{SS}
Efficiency	typ. 87 %
Voltage limitation	< 28 V DC
Galvanic isolation	
Power supply/Output	for 253 V AC design insulation voltage
Indicators/settings	
Display elements	LED
Labeling	space for labeling at the front
Directive conformity	
Electromagnetic compatibility	
Directive 2014/30/EU	EN 55011:2009+A1:2010 , EN 61000-3-2:2014 , EN 61000-3-3:2013 , EN 61000-6-1:2007 , EN 61000-6-2:2005 , EN 61000-6-3:2007+A1:2011 , EN 61000-6-4:2007+A1:2011
Low voltage	
Directive 2014/35/EU	EN 61010-1:2010
Conformity	
Degree of protection	IEC 60529:2001
Ambient conditions	
Ambient temperature	-20 ... 60 °C (-4 ... 140 °F)
Mechanical specifications	
Degree of protection	IP20
Connection	self-opening connection terminals
Core cross-section	max. 2 x 2.5 mm ²
Mass	approx. 800 g
Dimensions	140 x 103.5 x 99 mm (5.5 x 4.1 x 3.9 inch)
Mounting	on 35 mm DIN mounting rail acc. to EN 60715:2001
General information	
Supplementary information	Observe the certificates, declarations of conformity, instruction manuals, and manuals where applicable. For information see www.pepperl-fuchs.com .

Assembly

Front view

LED green indicates output voltage,
flashing red indicates a fault exists



Release date: 2021-01-12 Date of issue: 2021-01-12 Filename: 054270_eng.pdf

Refer to "General Notes Relating to Pepperl+Fuchs Product Information".

Pepperl+Fuchs Group
www.pepperl-fuchs.com

USA: +1 330 486 0002
pa-info@us.pepperl-fuchs.com

Germany: +49 621 776 2222
pa-info@de.pepperl-fuchs.com

Singapore: +65 6779 9091
pa-info@sg.pepperl-fuchs.com