

PWSE

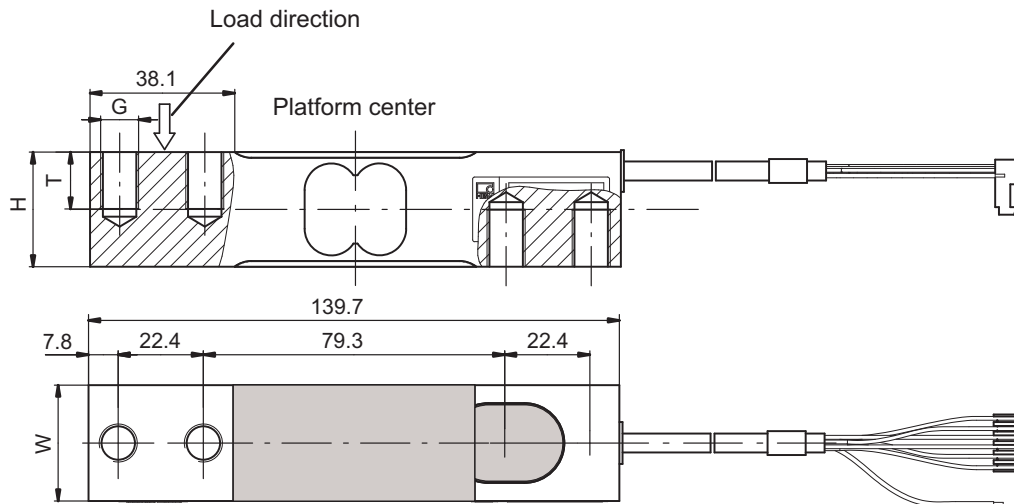
Platform load cell

Special features

- Maximum capacities 100 kg ... 750 kg
- Stainless steel
- High ratio of minimum verification interval Y
- Complies with EMC guidelines
- Six-wire configuration



Dimensions (in mm; 1 mm = 0.03937 inch)



Maximum capacity	H	W	G			T
			Thread	Min. property class	Tightening torque	
100 ... 200 kg	30.2	30.5	M10	10.9	66 N·m	15
300 kg	36.5	36.5	M10	10.9	66 N·m	19
500 ... 750 kg	36.5	36.5	M12	10.9	115 N·m	19

Specifications

Type			PWSE				
Accuracy class ¹⁾			C3 Multi Range (MR)				
Max. number of scale intervals	n_{LC}		3000				
Maximum capacity ¹⁾	E_{max}	kg	100	200	300	500	750
Minimum scale division	v_{min}	g	10	20	20	50	50
Ratio of minimum verification interval	Y		10000	10000	15000	10000	15000
Temperature coefficient of zero signal ³⁾	TK_0	% of $C_n / 10\text{ K}$	± 0.0140	± 0.0140	± 0.0093	± 0.0140	± 0.0093
Platform size		mm	600 x 800				
Maximum platform size			800 x 800				
Nominal (rated) sensitivity	C_n	mV/V	2.0 \pm 0.2				
Zero signal (without initial load)			0 \pm 0.1				
Temperature coefficient of sensitivity ²⁾³⁾ In the range +20 ... +40°C [+68 ... +104°F] In the range -10 ... +20°C [+14 ... +68°F]	TK_C	% of $C_n / 10\text{ K}$	± 0.0170 ± 0.0117				
Relative reversibility error ²⁾³⁾	d_{hy}	% of C_n	± 0.0166				
Relative linearity error ²⁾³⁾	d_{lin}		± 0.0166				
Relative creep over 30 min	d_{cr}		± 0.0166				
Off-center load error ³⁾			± 0.0100				
Input resistance	R_{LC}	Ω	390 \pm 15				
Output resistance	R_O		359 \pm 10				
Reference excitation voltage	U_{ref}	V	5				
Nominal excitation voltage range	B_U		1 ... 12				
Maximum excitation voltage			15				
Insulation resistance at 100 V _{DC}	R_{is}	G Ω	> 2				
Nominal ambient temperature range	$B_{T, nom}$	°C	-10 ... +40				
Operating temperature range	$B_{T, G}$		-10 ... +50				
Storage temperature range	$B_{T, S}$		-25 ... +70				
Limit load at max. 100 mm eccentricity	E_L	% of E_{max}	150				
Limit lateral loading, static	E_{lq}		300				
Service load at max. 100 mm eccentricity	E_u		150				
Breaking load at max. 20 mm eccentricity	E_d		300				
Relative permissible oscillation stress at max. 20 mm eccentricity	F_{srel}		70				
Nominal (rated) displacement ⁴⁾	s_{nom}		mm	< 0.5			
Weight, approx.	m	kg	0.9	0.9	1.1	1.2	1.2
Degree of protection ⁵⁾			IP 67				
Cable length			Standard 3 m				
Material			Stainless steel 1.4545				
Measuring body			PVC				
Cable sheath			PVC				

¹⁾ As per OIML R60, with $P_{LC} = 0.7$.

²⁾ The values for temperature coefficient of sensitivity (TK_C), relative reversibility error (d_{hy}) and non-linearity (d_{lin}) are recommended values. The sum of these values is within the cumulative error limits according to OIML R60.

³⁾ As per OIML R76.

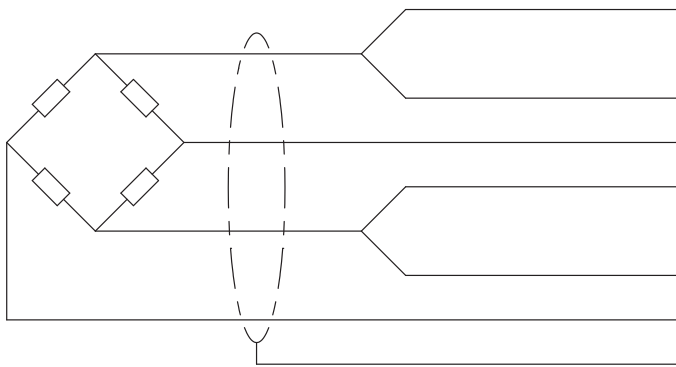
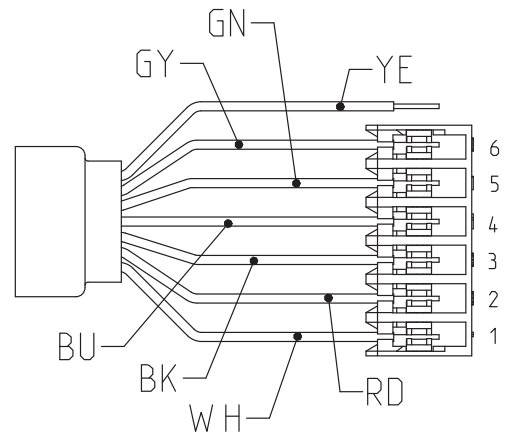
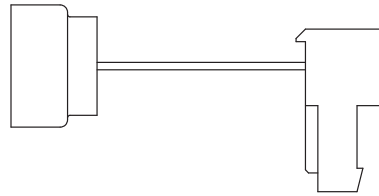
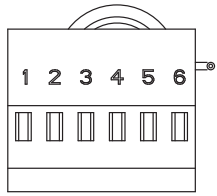
⁴⁾ Loading with E_{max} and center of gravity in center of load cell.

⁵⁾ As per EN 60529 (IEC529)

Cable assignment

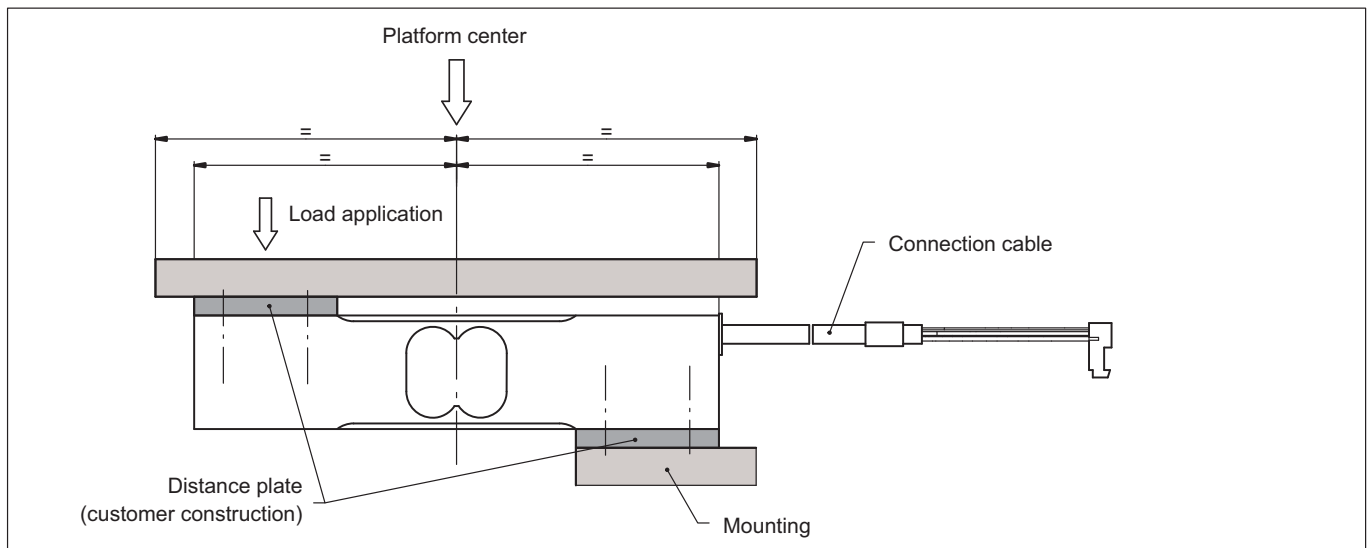
Connection with 6 wire cable, 6 x 0.14 mm²/AWG 264 (cable length 3 m)

Schematic diagram of a TE connector (TE 3-640442-6), 6-pin



- Plug-in contact 4 (blue [BU]) = excitation voltage (+)
- Plug-in contact 5 (green [GN]) = sense line (+)
- Plug-in contact 1 (white [WH]) = measurement signal (+)
- Plug-in contact 3 (black [BK]) = excitation voltage (-)
- Plug-in contact 6 (gray [GY]) = sense line (-)
- Plug-in contact 2 (red [RD]) = measurement signal (-)
- Shield (yellow [YN]) = Cable shield

Mounting instructions



Order numbers (overview)

PWSE... (Stainless steel)

Type	PWSE standard versions
Accuracy class	C3-MR (OIML) (Multi Range)
Comments	Cable length 3m (six-wire configuration)
Maximum capacity	Order number
100 kg	1-PWSEC3/100KG-1
200 kg	1-PWSEC3/200KG-1
300 kg	1-PWSEC3/300KG-1
500 kg	1-PWSEC3/500KG-1
750 kg	1-PWSEC3/750KG-1

Subject to modifications.
All product descriptions are for general information only. They are not to be understood as a guarantee of quality or durability.

Hottinger Brüel & Kjaer GmbH
Im Tiefen See 45 · 64293 Darmstadt · Germany
Tel. +49 6151 803-0 · Fax +49 6151 803-9100
Email: info@hbm.com · www.hbm.com

measure and predict with confidence

