

elcometer®




Elcometer 456
coating thickness gauge

April 2012

Elcometer 456

Coating Thickness Gauge



Specialised probes to meet a wide range of applications, - see page 9

Integral and separate gauges to measure coatings up to 30mm (1200mils)

Dust and water resistant rugged design equivalent to IP64

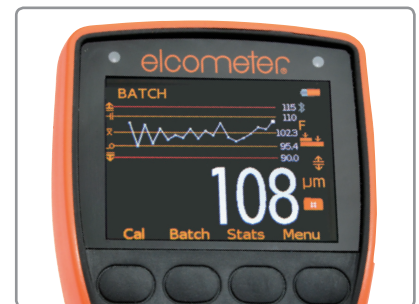
Secure probe connection for improved durability



Large easy to read measurements in metric and imperial units



View up to 8 user selectable statistics on screen



On-screen trend graph displaying last 20 measurement values

Fast reading rate of more than 70 readings per minute

Large easy to read colour display

Scratch and solvent resistant screen

Auto rotating display with tap awake feature

Stores up to 150,000 readings in alpha numeric batches

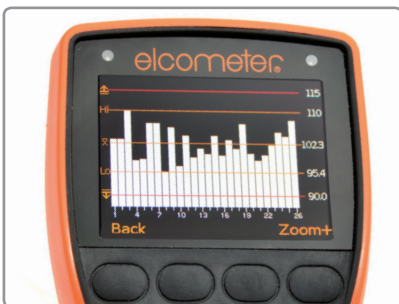
Large buttons with positive feedback

USB and Bluetooth® data output to ElcoMaster™ 2.0 software

supplied with
ElcoMaster™ 2.0
data management software
see page 12

compatible with
 **ElcoMaster™ for Android™**
see page 12

available with
 **Bluetooth®**
wireless technology
see page 12



Individual batch readings can be reviewed numerically or graphically

The Elcometer 456 sets new standards; providing reliable and accurate coating thickness measurements; helping you to become more efficient.

Elcometer 456



Bigfoot™ integral probe for accurate and repeatable measurements



Ergonomic design for comfort during continuous use



2.4" colour screen provides enhanced reading visibility at all angles

Coating Thickness Gauge

Easy

- Large buttons ideal for gloved hands
- Easy to use menus in multiple languages
- High contrast colour LCD with auto rotate
- High and low reading limit indicators
- Factory calibrated for immediate use

Accurate

- Measurement capability to $\pm 1\%$
- Conforms to National & International Standards
- Temperature stable measurements
- Increased reading resolution for thin coatings
- Measures accurately on smooth, rough, thin and curved surfaces

Reliable

- Repeatable and reproducible
- 2 year gauge warranty
- Supplied with fully traceable test certificates
- Batch date and time stamp facility



Paperless Quality Assurance with the ElcoMaster suite of products

supplied with
ElcoMaster™ 2.0
data management software
see page 12

compatible with
ElcoMaster™ for
Android™
see page 12

available with
Bluetooth®
wireless technology
see page 12

Coating Thickness Gauge

Elcometer 456

Rugged

- Sealed, heavy duty and impact resistant
- Dust and waterproof equivalent to IP64
- Scratch and solvent resistant display
- Durable gauge and probe construction
- Suitable for use in harsh environments

Efficient

- Fast reading rate of 70+ per minute
- Multiple calibration memories
- Alpha numeric batch identification
- User selectable calibration methods
- Compatible with all Elcometer software including ElcoMaster™ 2.0

Powerful

- Wide range of interchangeable probes
- USB and Bluetooth™ data output
- Stores up to 150,000 readings in 2,500 batches
- Measures up to 30mm (1200mils) of coating on metal substrates



STANDARDS:

AS 2331.1.4, AS 3894.3-B, AS/NZS 1580.108.1, ASTM B 499, ASTM D 1186-B, ASTM D 1400, ASTM D 7091, ASTM E 376, ASTM G 12, BS 3900-C5-6B, BS 3900-C5-6A, BS 5411-11, BS 5411-3, BS 5599, DIN 50981, DIN 50984, ECCA T1, EN 13523-1, IMO MSC.215(82), IMO MSC.244 (83), ISO 1461, ISO 19840, ISO 2063, ISO 2360, ISO 2808-6A, ISO 2808-6B, ISO 2808-7C, ISO 2808-7D, ISO 2808-12, JIS K 5600-1-7, NF T30-124, SS 184159, SSPC PA 2, US Navy PPI 63101-000, US Navy NSI 009-32

Product Features

■ Standard

□ Optional

	Model E	Model B	Model S	Model T
Fast, accurate reading rate; <i>70+ readings per minute</i>	■	■	■	■
Repeatable & reproducible measurements	■	■	■	■
Easy to use menu structure; <i>in 30+ languages</i>	■	■	■	■
Tough, impact, water & dust resistant; <i>equivalent to IP64</i>	■	■	■	■
Bright colour screen; <i>with permanent back light</i>	■	■	■	■
Scratch & solvent resistant display; <i>2.4" (6cm) TFT</i>	■	■	■	■
Large positive feedback buttons	■	■	■	■
USB power supply; <i>via PC</i>	■	■	■	■
Test certificate	■	■	■	■
2 year gauge warranty	■	■	■	■
Automatic rotating display; <i>0°, 90°, 180° & 270°</i>		■	■	■
Ambient light sensor; <i>with auto brightness adjust</i>		■	■	■
Emergency light		■	■	■
Tap awake from sleep		■	■	■
Gauge software updates ¹ ; <i>via ElcoMaster™ 2.0 software</i>		■	■	■
Data output		■	■	■
USB; <i>to computer</i>		■	■	■
Bluetooth®; <i>to computer, pda or mobile phone</i>		■	■	■
On screen statistics		■	■	■
Number of readings; <i>η</i>		■	■	■
Mean (average); <i>x</i>		■	■	■
Standard deviation; <i>σ</i>		■	■	■
Highest reading; <i>hi</i>		■	■	■
Lowest reading; <i>lo</i>		■	■	■
Coefficient of variation; <i>COV</i>		■	■	■
Elcometer index value ² ; <i>EIV</i>		■	■	■
Nominal dry film thickness; <i>NDFT</i>			■	■
IMO PSPC; <i>%>NDFT, %>90<NDFT, 90:10 pass/fail</i>			■	■
High & low limits; <i>definable audible & visual alarms</i>			■	■
Number above high limit;			■	■
Number below low limit;			■	■
Live reading trend graph; <i>in batch mode</i>			■	■
ElcoMaster™ 2.0 software & USB cable		□	■	■
Alarm; <i>daily (d), interval (i)</i>			d	d,i
Replaceable screen protectors	□	□	■	■
Protective case	□	■	■	■
Plastic transit case	□	□	□	■
Integral models; <i>with automatic gauge switch on</i>	■	■	■	■
Probe type; <i>Ferrous (F), Non-Ferrous (N), Dual (FNF)</i> ³	F, FNF	F, N, FNF	F, N, FNF	F, N, FNF
Measurement range	0-1500µm 0-60mils	0-30mm 0-500mils	0-1500µm 0-60mils	0-1500µm 0-60mils
Separate models; <i>with automatic probe recognition</i>		■	■	■
Probe type; <i>Ferrous (F), Non-Ferrous (N), Dual (FNF)</i> ³		F, N, FNF	F, N, FNF	F, N, FNF
Measurement range; <i>see pages 9 for probe selection</i>		0-30mm 0-1200mils	0-30mm 0-1200mils	0-30mm 0-1200mils

■ Standard □ Optional

¹ Internet connection required ² Elcometer Index Values are used in the automotive industry to assess a coating's overall quality; USA Patent Number US7606671B2

³ FNF Patent Numbers UK: GB2306009B; USA: 5886522

Coating Thickness Gauge

Elcometer 456

Product Features ■ Standard □ Optional

	Model E	Model B	Model S	Model T
On-screen calibration instructions; <i>in 30+ languages</i>	■	■	■	■
Multiple calibration methods	■	■	■	■
Factory; <i>resets to the factory calibration</i>	■	■	■	■
2-point; <i>for smooth and rough surfaces</i>	■	■	■	■
1-point; <i>zero calibration</i>		■	■	■
Zero offset ⁴ ; <i>for calibration according to ISO19840</i>			■	■
Predefined calibration & measurement methods			■	■
ISO, SSPC PA2, Swedish, Australian			■	■
Automatic calibration; <i>for rapid calibration</i>			■	■
Calibration memory type; <i>gauge (g) or gauge & batch (gb)</i>	g	g	gb	gb
Number of batches; <i>with unique calibrations</i>			1	2,500
Calibration memories; <i>3 user-programmable memories</i>				■
Measurement outside calibration warning				■
Calibration lock; <i>with optional PIN code unlock</i>		■	■	■
Delete last reading		■	■	■
Gauge memory; <i>number of readings</i>		Last 5	1,500	150,000
Individual batch calibrations; <i>sent to PC via ElcoMaster™ 2.0</i>			■	■
Limits; <i>user definable audible & visual pass/fail warnings</i>			■	■
Gauge (g) or gauge & batch specific (gb) limits			g	gb
Date and time stamp			■	■
Batch types; <i>normal, counted average, IMO PSPC</i>			■	■
Batch review graph				■
Review, clear & delete batches			■	■
Copy batches and calibration settings				■
Alpha-numeric batch names; <i>user definable on the gauge</i>				■
Fixed batch size mode; <i>with batch linking</i>				■

Technical Specification

Display information	2.4" (6cm) QVGA colour TFT display, 320 x 240 pixels
Battery type	2 x AA dry cell batteries, rechargeable batteries can also be used
Battery life	approx 24 hours of continuous use at 1 reading per second ⁵
Gauge dimensions (h x w x d)	141 x 73 x 37mm (5.55 x 2.87 x 1.46")
Gauge weight (including batteries supplied)	Separate: 161g (5.68oz) Integral: 156g (5.50oz)
Operating temperature	-10 to 50°C (14 to 122°F)
Packing List	Elcometer 456 gauge, calibration foils (integrals only), wrist harness, transit case (T), protective case (B, S, T), 1 x screen protectors (S, T), 2 x AA batteries, operating instructions, USB cable (S, T), ElcoMaster™ 2.0 software (S, T) For separate gauge probe options see page 9

■ Standard □ Optional

⁴ Zero Offset USA Patent Number US6243661

⁵ Using default settings & lithium batteries supplied, alkaline or rechargeable batteries may differ

Elcometer 456

Integral & Separate model range



The Elcometer 456 is available in four different models. Each gauge provides the user with increasing functionality - from the entry level Elcometer 456 Model E, to the top of the range Elcometer 456 Model T.

Integral gauges are ideal for single handed operation as the wide footprint of the Bigfoot™ internal probe provides greater stability during measurement - allowing for consistent, repeatable and accurate results.

Separate models, with their wide range of probes, provide even greater measurement flexibility. See pages 9 for more details.

Integral Model Options

C

Scale 1	Range: 0-1500µm (0-60mils)		Accuracy*: ±1-3% or ±2.5µm (±0.1mil)		
	Resolution: 0.1µm: 0-100µm; 1µm: 100-1500µm (0.01mil: 0-5mils; 0.1mil: 5-60mils)				
	Model E	Model B	Model S	Model T	Certificate
Elcometer 456 Ferrous Integral	A456CFE11	A456CFB11	A456CFS11	A456CFT11	●
Elcometer 456 Non-Ferrous Integral	-	A456CNB11	See separate gauges with N2 PINIP™ Probe	See separate gauges with N2 PINIP™ Probe	●
Elcometer 456 Dual FNF Integral	A456CFNFE11	A456CFNFB11	A456CFNFS11	A456CFNFT11	●

Scale 2	Range: 0-5mm (0-200mils)		Accuracy*: ±1-3% or ±20µm (±1.0mil)		
	Resolution: 1µm: 0-1mm; 10µm: 1-5mm (0.1mil: 0-50mils; 1mil: 50-200mils)				
<i>For higher resolution & accuracy on thin coatings Scale 2 gauges can be switched to the Scale 1 mode measurement performance</i>					
	Model E	Model B	Model S	Model T	Certificate
Elcometer 456 Ferrous Integral	-	A456CFB12	See separate gauges with F2 PINIP™ Probe	See separate gauges with F2 PINIP™ Probe	●

Scale 3	Range: 0-13mm (0-500mils)		Accuracy*: ±1-3% or ±50µm (±2.0mils)		
	Resolution: 1µm: 0-2mm; 10µm: 2-13mm (0.1mil: 0-100mils; 1mil: 100-500mils)				
	Model E	Model B	Model S	Model T	Certificate
Elcometer 456 Ferrous Integral	-	A456CFB13	See separate gauges with F3 PINIP™ Probe	See separate gauges with F3 PINIP™ Probe	●

Separate Model Options

	Model E	Model B	Model S	Model T	Certificate
Elcometer 456 Ferrous Separate	-	A456CFBS	A456CFSS	A456CFTS	●
Elcometer 456 Non-Ferrous Separate	-	A456CNBS	A456CNSS	A456CNTS	●
Elcometer 456 Dual FNF Separate	-	A456CFNFB	A456CFNFSS	A456CFNFST	●

Probes are supplied separately, see page 9 for details

Accessories

T99922341	Self Adhesive Screen Protectors (x10)
T99921325	USB Cable
T45622371	Benchtop Inspection Stand - for Separate Gauges

● Certificate supplied as standard.

* Whichever is the greater

Probe range

Elcometer 456

All Elcometer 456 probes are fully interchangeable; ferrous gauges accept any ferrous probe, non-ferrous gauges accept any non-ferrous probes and the dual FNF gauges accept all ferrous, non-ferrous and dual FNF probes.

Available in a number of designs and scale ranges to meet your specific application, all probes are supplied with an Elcometer test certificate and a set of calibration foils†

Straight

Measures coatings on both flat and curved surfaces

Right Angle

For taking readings where access is restricted

Mini

Ideal for edges, narrow pipes and small surface areas

PINIP

Plug-in probes convert a separate to an integral gauge

Telescopic

Extending right angle probes for out of reach areas

Waterproof

Sealed for use under water at depth, even in diving gloves

High Temperature

For use on hot coated materials up to 250°C (480°F)

Anodiser

Chemical resistant washable probes ideal for the anodising environment

Armoured

Probes with metal reinforced heavy duty cables

Soft Coating

Large surface area probes for soft reach materials (HVCA approved)






Ferrous probes measure non magnetic coatings on ferro-magnetic substrates. Non-ferrous probes measure non conductive coatings on non-ferrous metal substrates. Dual FNF probes measure both ferrous and non-ferrous applications with automatic substrate detection.













Unless stated, Elcometer separate probes have a maximum operating temperature of 150°C (300°F), PINIP™ probes have a maximum operating temperature of 80°C (176°F).



† Foil sets are appropriate to the separate probe's scale range - see page 10-11 for the foil values supplied in each set

Elcometer 456

Probe range

Scale 1	Range: 0-1500µm (0-60mils)		Accuracy*: ±1-3% or ±2.5µm (±0.1mil)		Resolution: 0.1µm: 0-100µm; 1µm: 100-1500µm (0.01mil: 0-5mils; 0.1mil: 5-60mils)		Certificate: ●
	Probe Design	Ferrous F	Non-Ferrous N	Dual Probe FNF	Minimum Headroom	Minimum Sample Diameter†	
 Straight	T456CF1S	T456CN1S	T456CFNF1S	F, N	85mm (3.35")	F, N, FNF (F)	4mm (0.16")
				FNF	88mm (3.46")	FNF (N)	6mm (0.24")
 Right Angle	T456CF1R	T456CN1R	T456CFNF1R	F, N	28mm (1.10")	F, N, FNF (F)	4mm (0.16")
				FNF	38mm (1.50")	FNF (N)	6mm (0.24")
 Mini 90° (M5) 45mm (1.77")	T456CFM5R90A	-	-	F	16mm (0.63")	F	4mm (0.16")
 Anodiser	-	T456CN1AS	-	N	100mm (3.94")	N	4mm (0.16")
 PINIP	T456CF1P	T456CN1P	T456CFNF1P	F	170mm (6.69")	F, N, FNF (F)	4mm (0.16")
				N, FNF	180mm (7.09")	FNF (N)	6mm (0.24")

Scale 2	Range: 0-5mm (0-200mils)		Accuracy*: ±1-3% or ±20µm (±1.0mil)		Resolution: 1µm: 0-1mm; 10µm: 1-5mm (0.1mil: 0-50mils; 1mil: 50-200mils)		Certificate: ●
	Probe Design	Ferrous F	Non-Ferrous N	Dual Probe FNF	Minimum Headroom	Minimum Sample Diameter†	
 Straight	T456CF2S	T456CN2S	-	F	89mm (3.50")	F	8mm (0.32")
				N	88mm (3.46")	N	14mm (0.55")
 Right Angle	T456CF2R	-	-	F	32mm (1.26")	F	8mm (0.32")
 Armoured	T456CF2ARM	-	-	F	138mm (5.43")	F	8mm (0.32")
 Telescopic 56-122cm (22-48")	T456CF2T	-	-	F	36mm (1.42")	F	8mm (0.32")
 Soft Coating	T456CF2B	-	-	F	89mm (3.50")	F	8mm (0.32")
 Waterproof 1m (3') cable	T456CF2SW	-	-	F	138mm (5.43")	F	8mm (0.32")
 Waterproof 5m (15') cable	T456CF2SW-5	-	-	F	138mm (5.43")	F	8mm (0.32")
 Waterproof 15m (45') cable	T456CF2SW-15	-	-	F	138mm (5.43")	F	8mm (0.32")
 Waterproof 30m (98') cable	T456CF2SW-30	-	-	F	138mm (5.43")	F	8mm (0.32")
 Waterproof 50m (164') cable	T456CF2SW-50	-	-	F	138mm (5.43")	F	8mm (0.32")
 PINIP	T456CF2P	T456CN2P	-	F	174mm (6.85")	F	8mm (0.32")
				N	185mm (7.28")	N	14mm (0.55")
 Hi-Temperature 250°C (480°F)	T456CF2PHT	-	-	F	174mm (6.85")	F	8mm (0.32")

Scale 3	Range: 0-13mm (0-500mils)		Accuracy*: ±1-3% or ±50µm (±2.0mils)		Resolution: 1µm: 0-2mm; 10µm: 2-13mm (0.1mil: 0-100mils; 1mil: 100-500mils)		Certificate: ●
	Probe Design	Ferrous F	Non-Ferrous N	Dual Probe FNF	Minimum Headroom	Minimum Sample Diameter†	
 Straight	T456CF3S	-	-	F	102mm (4.02")	F	14mm (0.55")
 PINIP	T456CF3P	-	-	F	184mm (7.24")	F	14mm (0.55")

† FNF (F): FNF probe in F mode FNF (N): FNF probe in N mode

* Whichever is the greater

● Certificate supplied as standard.

Probe range

Elcometer 456

Scale 6		Range: F: 0-25mm (0-980mils) N: 0-30mm (1200mils)			Accuracy*: $\pm 1-3\%$ or $\pm 100\mu\text{m}$ ($\pm 4.0\text{mil}$)		
		Resolution: 10 μm : 0-2mm; 100 μm : 2-30mm (1mil: 0-100mils; 10mils: 100-1200mils)			Certificate: ●		
Probe Design		Ferrous F	Non-Ferrous N	Dual Probe FNF	Minimum Headroom	Minimum Sample Diameter†	
	Straight	T456CF6S	T456CN6S	-	F	150mm (5.90")	F 51 x 51mm ² (2 x 2 sq. inch)
					N	160mm (6.30")	N 58mm (2.29")
	Armoured	T456CF6ARM	T456CN6ARM	-	F	190mm (7.48")	F 51 x 51mm ² (2 x 2 sq. inch)
					N	200mm (7.87")	N 58mm (2.29")

Scale 0.5		Range: 0-1500 μm (0-60mils)			Accuracy*: $\pm 1-3\%$ or $\pm 2.5\mu\text{m}$ ($\pm 0.1\text{mil}$)		
		Resolution: 0.1 μm : 0-100 μm ; 1 μm : 100-500 μm (0.01mil: 0-5mils; 0.1mil: 5-20mils)			Certificate: ●		
Probe Design (M3)		Ferrous F	Non-Ferrous N	Dual Probe FNF	Minimum Headroom	Minimum Sample Diameter†	
	Mini 45mm (1.77")	T456CFM3---A	T456CNM3---A	-	F	6mm (0.24")	F 3mm (0.12")
					N	6mm (0.24")	N 4mm (0.16")
	Mini 90° 45mm (1.77")	T456CFM3R90A	T456CNM3R90A	-	F	16mm (0.63")	F 3mm (0.12")
					N	16mm (0.63")	N 4mm (0.16")
	Mini 45° 45mm (1.77")	T456CFM3R45A	-	-	F	18mm (0.71")	F 3mm (0.12")
	Mini 90° 150mm (5.90")	T456CFM3R90C	T456CNM3R90C	-	F	16mm (0.63")	F 3mm (0.12")
					N	16mm (0.63")	N 4mm (0.16")
	Mini 90° 300mm (11.8")	T465CFM3R90D	-	-	F	16mm (0.63")	F 3mm (0.12")
	Mini 45° 300mm (11.8")	T456CFM3R45D	-	-	F	18mm (0.71")	F 3mm (0.12")
	Mini 90° 400mm (15.7")	-	T456CNM3R90E	-	N	16mm (0.63")	N 4mm (0.16")

Probe Accessories

Jumbo and V-Probe Adaptors, when attached to any Elcometer 456 Scale 1 or Scale 2 straight probes, improve measurement accuracy and repeatability on flat and curved surfaces.

	F and N Probes	Dual FNF Probes
Jumbo Adaptor	T9997766-	T99913225
V-Probe Adaptor	T9997381-	T99913133

The Elcometer probe placement jig is the ideal accessory for measuring coatings on small or complex components but also when the highest levels of repeatability and accuracy are required.

Probe Placement Jig - as displayed T95012880

Each probe placement jig is supplied with a probe housing to suit Scale 1 or Scale 2 straight probes and a component holder. Additional accessories are also available:

Component Hand Vice - as displayed	T95013028
Cable Release Assembly - ideal for remote measurements	T95012888
Dual FNF Probe Housing Adaptor	T95015961
Mini Probe Housing Adaptor	T95016896



For a full range of calibration standards and foils sets see page 14



● Certificate supplied as standard.

* Whichever is the greater

Professional inspection reports provide a competitive advantage in today's industrial environment.

The new ElcoMaster™ 2.0 is a fast, easy to use software solution for all your reporting requirements.

Using ElcoMaster 2.0's wizard, connecting a gauge to download data is fast and easy

Using ElcoMaster's inbuilt Report Designer, readings can quickly be displayed on an image or drawing

ElcoMaster 2.0 allows you to download all your inspection measurements - from any Elcometer gauge



Data can be stored in a simple file tree, by project and by inspection type. Data is clearly displayed in tabular format

Readings from different Elcometer gauges can be printed on the same report - and can be quickly inserted into standard report tables

ElcoMaster™ 2.0

ElcoMaster™ 2.0 gives you the power to review your data and produce professional reports quickly and easily. Internal wizards guide you through each step, from connecting a gauge to generating a report.

Features include:

- Produce and combine measurements from any Elcometer inspection gauge in one report
- Add photographs, limits & notes to your reports
- Export to Excel or other spreadsheet formats
- Print, email or generate .pdf reports
- Design your own reports and drag & drop readings or statistics onto the report
- Combine multiple batches into one report
- Communicate and link with ElcoMaster for Android
- Automatic upgrade notifications inform and allow users to upgrade their Elcometer gauges & ElcoMaster™ 2.0 software in the field

ElcoMaster™ for Android™

ElcoMaster™ for Android allows users to:

- Collect data via collection image templates, identifying where each reading should be taken
- Transfer live readings or batches from Elcometer Bluetooth gauges to Android phones or tablet PC's.
- Provides instant data analysis remotely and emails key data, including readings, notes & photographs, etc. to the office from the field

For more information visit our website at elcometer.com.

Scan the QR code to download the ElcoMaster for Android Application now



Calibration Foils Sets

The Elcometer 990 Calibration Foils are ideal for use in the laboratory, on the production line or on site. Calibration foils or 'shims' are the most convenient way of creating a coating thickness standard on the substrate material, surface finish or form. This is the ideal method for adjusting the calibration of the coating thickness gauge to ensure the greatest possible accuracy.

Features:

- Metric and Imperial values displayed on each foil
- Available individually or in foil sets
- Available as either a precision foil ($\pm 1\%$ accuracy) or as a nominal foil ($\pm 2\%$ accuracy)
- Each foil has a unique serial number for traceability
- Available in thicknesses from $12.5\mu\text{m}$ to 20mm (0.5 to 790mils)

Elcometer 990



Technical Specification

Description	Foil Values (μm)	Foil Values (mils)	Un-Certified	Certified
Scale 1 Foil Set; 0-1500 μm (0-60mils)	25, 50, 125, 250, 500, 1000	1.0, 2.0, 5.0, 10, 20, 40	T99022255-1	T99022255-1C
Scale 2 Foil Set; 0-5mm (0-200mils)	25, 50, 125, 250, 500, 1000, 2000, 3000	1.0, 2.0, 5.0, 10, 20, 40, 80, 120	T99022255-2	T99022255-2C
Scale 3 Foil Set; 0-13mm (0-500mils)	250, 500, 1000, 2000, 4000, 8000	10, 20, 40, 80, 160, 315	T99022255-3	T99022255-3C
Scale 4 Foil Set; (0-20mils)	12.5, 25, 50, 125, 250	0.5, 1.0, 2.0, 5.0, 10	T99022255-4	T99022255-4C
Scale 5 Foil Set; 0-500 μm (0-20mils)	12.5, 25, 50, 125, 250, 500	0.5, 1.0, 2.0, 5.0, 10, 20	T99022255-5	T99022255-5C
Scale 6 Foil Set; 0-30mm (0-1200mils)	1000, 2000, 5000, 9500, 15mm, 25mm	40, 80, 200, 375, 590, 980	T99022255-6	T99022255-6C
Scale M3 Foil Set; 0-500 μm (0-20mils)	12.5, 25, 50, 125, 250, 500	0.5, 1.0, 2.0, 5.0, 10, 20	T99022255-7	T99022255-7C
Scale 2B Foil Set ¹ ; 0-5mm (0-200mils)	25, 50, 125, 250, 500, 1000, 2000, 2000	1.0, 2.0, 5.0, 10, 20, 40, 80, 80	T99022255-8	T99022255-8C

Individual foil values are also available - contact your Elcometer distributor or visit our website for more information.



¹The Scale 2B foil sets are designed for soft coating probes and have a larger foil surface area

- Certificate supplied as standard.

Elcometer 995

Coated Thickness Standards



The Elcometer 995 Coated Thickness Standards are hard wearing, durable and are mounted in a protective folder. They provide the user with an ideal method to accurately measure the performance of the coating thickness gauge.

Features:

- ±2% accuracy, supplied with Calibration Certificate as standard
- Available with either Ferrous (F) or Non-Ferrous (N) substrates
- Each standard is individually serial numbered for traceability
- Can be re-certified by Elcometer to meet ISO requirements
- Standards available in a range of thicknesses
- Special thicknesses can be supplied to meet specific needs
- Coated with a hard wearing film for extended life span

Technical Specification

C

Part Number	Description	Values (µm)	Values (mils)	Certificate
T995111262	4 Piece Thickness Standards - Ferrous	Zero, 40, 75, 125, 175	Zero, 1.6, 3.0, 5.0, 7.0	•
T995111271	4 Piece Thickness Standards - Non Ferrous	Zero, 40, 75, 125, 175	Zero, 1.6, 3.0, 5.0, 7.0	•
T995111263	4 Piece Thickness Standards - Ferrous	Zero, 50, 80, 125, 200	Zero, 2.0, 3.0, 5.0, 8.0	•
T995111261	4 Piece Thickness Standards - Ferrous	Zero, 50, 150, 250, 500	Zero, 2.0, 6.0, 10, 20	•

Elcometer 990

Zero Test Plates



Elcometer provides a range of Zero Test Plates. When used in conjunction with a set of foils, Test Plates are ideal to test a coating thickness gauge's functionality and calibration, ideal for when it may be difficult or impractical to obtain an uncoated substrate.

For a list of foils and foil sets, (see pages 13.)

Technical Specification


Part Number	Description	Part Number	Description
T9999529-	2% Ferrous Zero Test Plate	T9999530-	2% Non Ferrous Zero Test Plate
T9994910-	1% Ferrous Zero Test Plate	T9994911-	1% Non Ferrous Zero Test Plate
T9994054-	Large Ferrous Zero Test Plate	T9994055-	Large Non Ferrous Zero Test Plate

• Certificate supplied as standard.

How to use a calibration foil

When calibrating a coating thickness gauge using Elcometer calibration foils, place the probe in the centre of the foil, taking care not to rest the probe sleeve or the integral gauge's Bigfoot™ on the label.

Calibration foils can be carefully stacked in order to increase the thickness range, as shown in the image.



Calibration certificates

Every Elcometer 456 gauge and separate probe is supplied with a Test Certificate free of charge.

For separate gauges, the test measurements are generated using factory reference probes.

Each probe Test Certificate is generated using factory reference gauges.

Comprehensive Calibration Certificates, traceable to National Standards (UKAS and NIST) are also available and should be requested at the point of order. Please speak to your Elcometer representative for further information.




Quality and the environment

Elcometer's commitment to quality is reflected in our ISO 9000 Quality and ISO 14001 Environmental certifications. It is the Company philosophy to integrate quality into all aspects of the product - whether it be in the initial design or in our commitment to our customers.

Elcometer is committed to reducing its impact on the environment, both in product manufacture, packaging, catalogue production and waste management.

All our products are lead and mercury free and, where required CE, FCC, Giteki, C-Tick and RoHS approved.





elcometer®

www.elcometer.com

ENGLAND

Elcometer Limited
Manchester M43 6BU
Tel: +44 (0)161 371 6000
Fax: +44 (0)161 371 6010
e-mail: sales@elcometer.com

USA

Elcometer Inc
Rochester Hills Michigan 48309
Tel: +1 248 650 0500
Toll Free: 800 521 0635
Fax: +1 248 650 0501
e-mail: inc@elcometer.com

REPUBLIC OF SINGAPORE

Elcometer (Asia) Pte Ltd
Singapore 589472,
Tel: +65 6462 2822
Fax: +65 6462 2860
e-mail: asia@elcometer.com

JAPAN

Elcometer KK
Minato-ku, Tokyo
Tel: +81 (0)3-4530-9714
Fax: +81 (0)3-4530-9713
e-mail: jp_info@elcometer.com

FRANCE

Elcometer Sarl
45430 BOU
Tel: +33 (0)2 38 86 33 44
Fax: +33 (0)2 38 91 37 66
e-mail: fr_info@elcometer.com

GERMANY

Elcometer Instruments GmbH
D-73431 Aalen
Tel: +49(0)7361 52806 0
Fax: +49(0)7361 52806 77
e-mail: de_info@elcometer.de

BELGIUM

Elcometer SA
B-4681 Hermalle /s Argenteau
Tel: +32 (0)4 379 96 10
Fax: +32 (0)4 374 06 03
e-mail: be_info@elcometer.com

THE NETHERLANDS

Elcometer NL
3584 BH Utrecht
Tel: +31 (0)30 210.7005
Fax: +31 (0)30 210.6666
email: nl_info@elcometer.com

© Elcometer Limited, 2011. All rights reserved. No part of this document may be reproduced, transmitted, stored (in a retrieval system or otherwise), or translated into any language, in any form, or by any means, without the prior written permission of Elcometer Limited.

Elcometer is a registered trademark of Elcometer Limited. ElcoMaster™ & PINIP™ are trademarks of Elcometer Limited. All other trademarks are acknowledged. Due to our policy of continuous improvement, Elcometer Limited reserves the right to change specifications without notice. All gauges come with a 1 year warranty as standard, extendable within 60 days from date of purchase, free of charge, to 2 years via www.elcometer.com