Compact Regulator – P32

Symbols

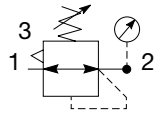

Self relieving regulator with gauge

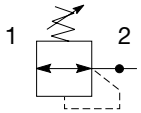

Non relieving regulator

- Integral 1/4", 3/8" or 1/2" ports (NPT, BSPP & BSPT)
- Robust but lightweight aluminum construction
- Secondary pressure ranges 0-2 bar (0-30 psig), 0-4 bar, (0-60 psig), 0-8 bar (0-125 psig), 0-17 bar (0-250 psig)
- Secondary aspiration plus balanced poppet provides quick response and accurate pressure regulation
- Relieving & Non-relieving types
- Non-rising knob

Options:

P32R A 9 2 B N N P

Basic series	
Global modular compact regulator	P32R

Engr level	
Current	A

Thread type	
BSPP	1
BSPT	2
NPT	9

Port size	
1/4	2
3/8	3
1/2	4

Relief	
Relieving	B
Non-relieving	N
Reverse flow-relieving	R

Mounting	
P	Plastic panel mount nut

Adjustment range			
With square gauge			With round gauge
psig	bar		
1 = 30*	V = 2*	Z	2 bar; 30 psig; 0.2 MPa
3 = 60	S = 4	M	4 bar; 60 psig; 0.4 MPa
5 = 125	T = 8	G	8 bar; 125 psig; 0.8 MPa
		J§	17 bar; 250 psig; 1.7 MPa
			Without gauge
		Y	2 bar; 30 psig; 0.2 MPa
		L	4 bar; 60 psig; 0.4 MPa
		N	8 bar; 125 psig; 0.8 MPa
		H§	17 bar; 250 psig; 1.7 MPa

* Unit comes with 0-4 bar or 0-60 psig gauge respectively.
§ Not available with poly bowl with bowl guard.

Bold items are most common.

Port size	Description	Order code†	Flow‡ dm^3/s (scfm)	Max. bar (psig)	Height mm (inches)	Width mm (inches)	Depth mm (inches)
1/4"	8 bar (125 psig) relieving	**P32RA92BNNP**	41 (81)	20 (300)	136 (5.4)	60 (2.36)	60 (2.36)
1/4"	8 bar (125 psig) relieving + gauge	**P32RA92BNGP**	41 (81)	20 (300)	136 (5.4)	60 (2.36)	60 (2.36)
3/8"	8 bar (125 psig) relieving	**P32RA93BNNP**	65 (138)	20 (300)	136 (5.4)	60 (2.36)	60 (2.36)
3/8"	8 bar (125 psig) relieving + gauge	**P32RA93BNGP**	65 (138)	20 (300)	136 (5.4)	60 (2.36)	60 (2.36)
1/2"	8 bar (125 psig) relieving	**P32RA94BNNP**	67 (142)	20 (300)	136 (5.4)	60 (2.36)	60 (2.36)
1/2"	8 bar (125 psig) relieving + gauge	**P32RA94BNGP**	67 (142)	20 (300)	136 (5.4)	60 (2.36)	60 (2.36)

† **Standard part numbers shown in bold. For other models refer to Options chart above.**
‡ Flow with 10 bar (145 psig) inlet pressure, 6.3 bar (91.3) psig) set pressure and 1 bar (14.5 psig) pressure drop.

CAUTION:

REGULATOR PRESSURE ADJUSTMENT – The working range of knob adjustment is designed to permit outlet pressures within their full range. Pressure adjustment beyond this range is also possible because the knob is not a limiting device. This is a common characteristic of most industrial regulators, and limiting devices may be obtained only by special design. For best performance, regulated pressure should always be set by increasing the pressure up to the desired setting.

⚠ WARNING

Product rupture can cause serious injury.
Do not connect regulator to bottled gas.
Do not exceed Maximum primary pressure rating.

Parker Hannifin Corporation
Pneumatic Division
Richland, Michigan
www.parker.com/globalfrl

www.comoso.com

Specifications

Flow capacity*	1/4	41 dm^3/s (81 scfm)
	3/8	65 dm^3/s (138 scfm)
	1/2	67 dm^3/s (142 scfm)
Operating temperature		-25°C to 65.5°C (-13°F to 150°F)
Max. supply pressure		20 bar (300 psig)
Adjusting range pressure		0-2 bar (30 psig) 0-4 bar (60 psig) 0-8 bar (125 psig) 0-17 bar (250 psig)
Port size	BSPP / BSPT / NPT	1/4, 3/8, 1/2
Gauge port (2 ea.)	BSPP / BSPT / NPT	1/4
Weight		0.41 kg (0.90 lbs)

* Inlet pressure 10 bar (145 psig). Secondary pressure 6.3 bar (91.3 psig).

Material Specifications

Body		Aluminum
Adjustment knob		Acetal
Body cap		ABS
Bonnet		33% Glass-filled nylon
Diaphragm assembly		Nitrile / Zinc
Bottom plug		33% Glass-filled nylon
Valve assembly		Brass / Nitrile
Springs	Main regulating valve	Steel S.S.
Seals		Nitrile
Panel nut		Acetal

Dimensions mm (inches)

NOTE: 51 mm (2.00 in.) hole required for panel nut mounting.

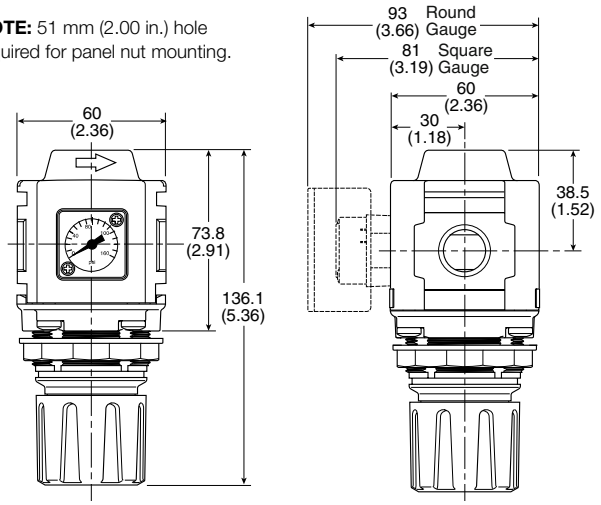

Repair and Service Kits

Regulator repair kit - relieving	**P32KA00RB**
Regulator repair kit - non-relieving	**P32KA00RC**
Panel mount nut - aluminum	**P32KA00MM**
Panel mount nut - plastic	**P32KA00MP**
Angle bracket (uses panel mount threads)	**P32KA00MR**
T-bracket with body connector	**P32KA00MT**
T-bracket	**P32KA00MB**
Body connector	**P32KA00CB**

Flow Charts

1/4 Regulator

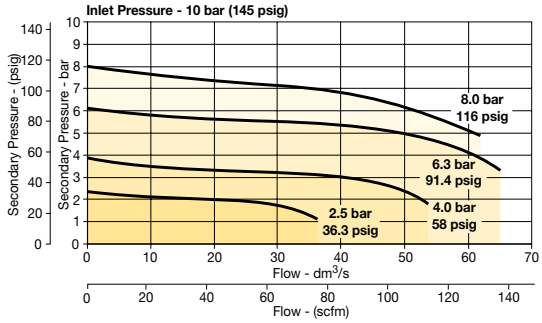

3/8 Regulator

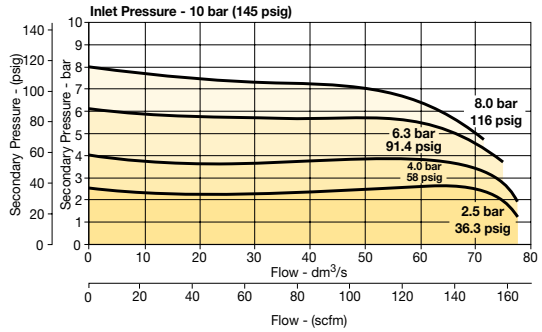

1/2 Regulator

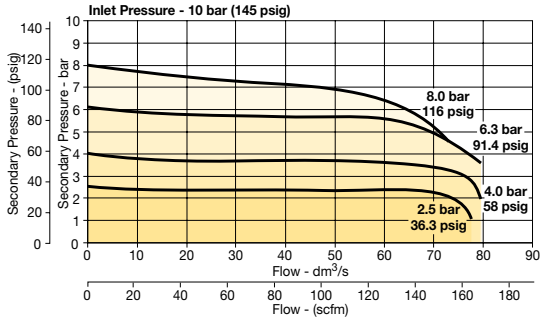

Gauges

50mm (2") Round 1/4" center back mount	
0-30 psig / 0-2 bar	**K4520N14030**
0-60 psig / 0-4 bar	**K4520N14060**
0-160 psig / 0-11 bar	**K4520N14160**
0-300 psig / 0-20 bar	**K4520N14300**
Square flush mount gauge	
0-4 bar	**K4511SCR04B**
0-10 bar	**K4511SCR11B**
0-60 psig	**K4511SCR060**
0-150 psig	**K4511SCR150**
Square with adapter kit	
0-4 bar	**P6G-PR11040**
0-10 bar	**P6G-PR11100**
0-60 psig	**P6G-PR11P06**
0-150 psig	**P6G-PR11P15**

For best performance, regulated pressure should always be set by increasing the pressure up to the desired setting.

Parker Hannifin Corporation
Pneumatic Division
Richland, Michigan
www.parker.com/globalfrl

www.comoso.com

Compact Common - P1 Regulator - P32

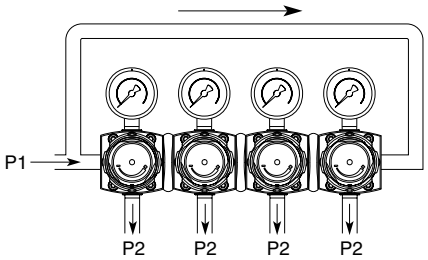

Symbols

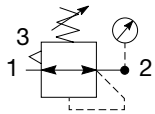

Self relieving regulator with gauge

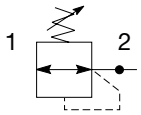

Non relieving regulator

- Manifold style regulator with line pressure on both sides.
- Pressure output is at front or rear.
- Integral 1/4", 3/8" or 1/2" ports (NPT, BSPP & BSPT)
- Robust construction
- Secondary pressure ranges 0-2 bar (0-30 psig), 0-4 bar, (0-60 psig), 0-8 bar (0-125 psig), 0-17 bar (0-250 psig)
- Secondary aspiration plus balanced poppet provides quick response and accurate pressure regulation
- Relieving & Non-relieving types
- Non-rising knob

Options:

P32H A 9 2 B N N P

Basic series	
Global modular compact regulator	P32H

Engr level	
Current	A

Thread type	
BSPP	1
BSPT	2
NPT	9

Port size	
1/4	2
3/8	3
1/2	4

Relief	
Relieving	B
Non-relieving	N

Mounting	
P	Plastic panel mount nut

Adjustment range			
With square gauge		With round gauge	
psig	bar	Z	2 bar; 30 psig; 0.2 MPa
1 = 30*	V = 2*	M	4 bar; 60 psig; 0.4 MPa
3 = 60	S = 4	G	8 bar; 125 psig; 0.8 MPa
5 = 125	T = 8	J§	17 bar; 250 psig; 1.7 MPa
		Without gauge	
		Y	2 bar; 30 psig; 0.2 MPa
		L	4 bar; 60 psig; 0.4 MPa
		N	8 bar; 125 psig; 0.8 MPa
		H§	17 bar; 250 psig; 1.7 MPa

* Unit comes with 0-4 bar or 0-60 psig gauge respectively.
§ Not available with poly bowl with bowl guard.

Bold items are most common.

Port size	Description	Order code†	Flow‡ dm^3/s (scfm)	Max. bar (psig)	Height mm (inches)	Width mm (inches)	Depth mm (inches)
1/4"	8 bar (125 psig) relieving	**P32HA92BNNP**	28 (59)	20 (300)	136 (5.4)	60 (2.36)	60 (2.36)
3/8"	8 bar (125 psig) relieving	**P32HA93BNNP**	28 (59)	20 (300)	136 (5.4)	60 (2.36)	60 (2.36)
1/2"	8 bar (125 psig) relieving	**P32HA94BNNP**	28 (59)	20 (300)	136 (5.4)	60 (2.36)	60 (2.36)

† **Standard part numbers shown in bold. For other models refer to Options chart above.**
‡ Flow with 10 bar (145 psig) inlet pressure, 6.3 bar (91.3) psig) set pressure and 1 bar (14.5 psig) pressure drop.

Parker Hannifin Corporation
Pneumatic Division
Richland, Michigan
www.parker.com/globalfrl

www.comoso.com

Specifications

Flow capacity*	1/4	28 dm³/s (59 scfm)
	3/8	28 dm³/s (59 scfm)
	1/2	28 dm³/s (59 scfm)
Operating temperature		-25°C to 65.5°C (-13°F to 150°F)
Max. supply pressure		20 bar (300 psig)
Adjusting range pressure		0-2 bar (30 psig)
		0-4 bar (60 psig)
		0-8 bar (125 psig)
		0-17 bar (250 psig)
Port size	BSPP / BSPT / NPT	1/4, 3/8, 1/2
Gauge port (2 ea.)	BSPP / BSPT / NPT	1/4
Weight		0.50 kg (1.10 lbs)

* Inlet pressure 10 bar (145 psig). Secondary pressure 6.3 bar (91.3 psig).

Material Specifications

Body		Zinc
Adjustment knob		Acetal
Body cap		ABS
Bonnet		33% Glass-filled nylon
Diaphragm assembly		Nitrile / Zinc
Bottom plug		33% Glass-filled nylon
Valve assembly		Brass / Nitrile
Springs	Main regulating valve	Steel S.S.
Seals		Nitrile
Panel nut		Acetal

Dimensions mm (inches)

NOTE: 51 mm (2.00 in.) hole required for panel nut mounting.

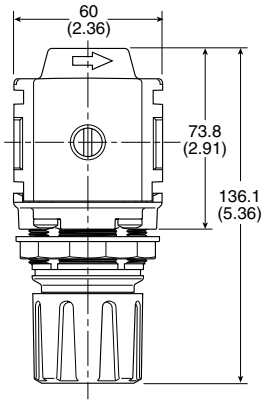

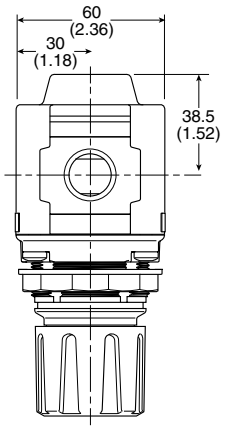

⚠ WARNING

Product rupture can cause serious injury.
Do not connect regulator to bottled gas.
Do not exceed Maximum primary pressure rating.

CAUTION:

REGULATOR PRESSURE ADJUSTMENT – The working range of knob adjustment is designed to permit outlet pressures within their full range. Pressure adjustment beyond this range is also possible because the knob is not a limiting device. This is a common characteristic of most industrial regulators, and limiting devices may be obtained only by special design. For best performance, regulated pressure should always be set by increasing the pressure up to the desired setting.

Flow Charts

P32 Common Port Regulator

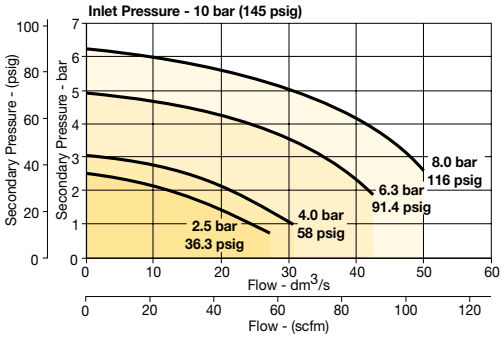

Repair and Service Kits

Regulator repair kit - relieving	**P32KA00RB**
Regulator repair kit - non-relieving	**P32KA00RC**
Panel mount nut - aluminum	**P32KA00MM**
Panel mount nut - plastic	**P32KA00MP**
Angle bracket (uses panel mount threads)	**P32KA00MR**
T-bracket with body connector	**P32KA00MT**
T-bracket	**P32KA00MB**
Body connector	**P32KA00CB**

Gauges

Square flush mount gauge

0-4 bar	**K4511SCR04B**
0-10 bar	**K4511SCR11B**
0-60 psig	**K4511SCR060**
0-150 psig	**K4511SCR150**

Square with adapter kit

0-4 bar	**P6G-PR11040**
0-10 bar	**P6G-PR11100**
0-60 psig	**P6G-PR11P06**
0-150 psig	**P6G-PR11P15**

50mm (2") Round 1/4" center back mount

0-30 psig / 0-2 bar	**K4520N14030**
0-60 psig / 0-4 bar	**K4520N14060**
0-160 psig / 0-11 bar	**K4520N14160**
0-300 psig / 0-20 bar	**K4520N14300**

For best performance, regulated pressure should always be set by increasing the pressure up to the desired setting.

Parker Hannifin Corporation
Pneumatic Division
Richland, Michigan
www.parker.com/globalfrl

www.comoso.com